

Excellent Integrated System Limited

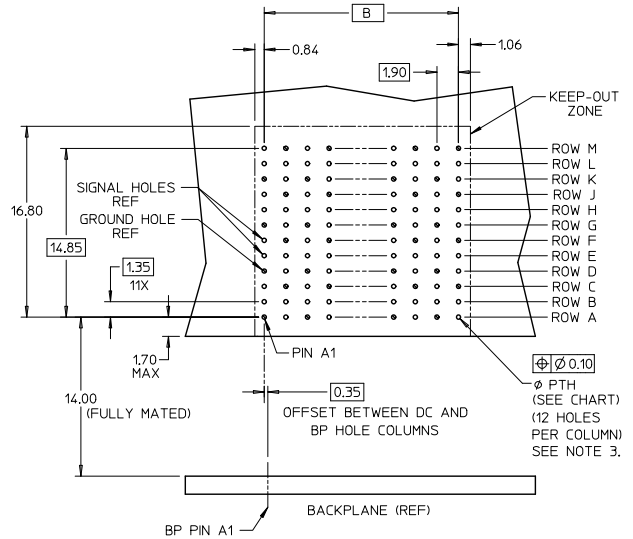
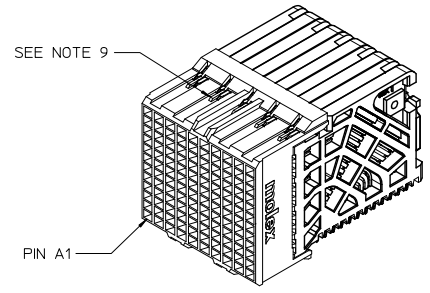
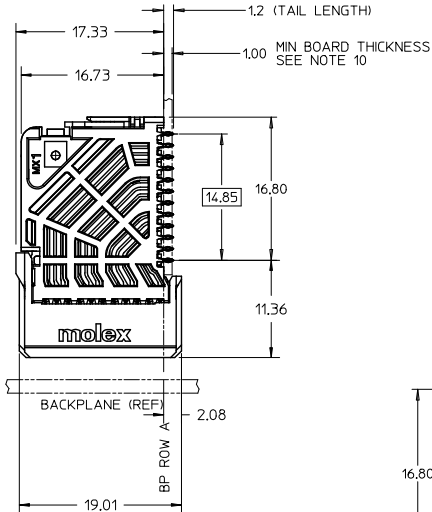
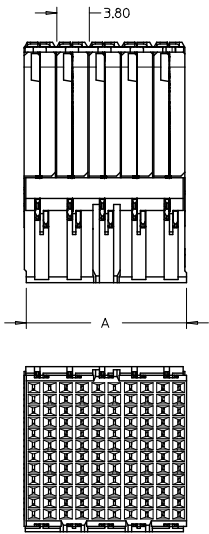
Stocking Distributor

Click to view price, real time Inventory, Delivery & Lifecycle Information:

[Molex Connector Corporation](#)
[0761601016](#)

For any questions, you can email us directly:

sales@integrated-circuit.com



- NOTES:
1. MATERIALS: HOUSING - LIQUID CRYSTAL POLYMER (LCP), GLASS-FILLED, UL94V-0
TERMINALS - HIGH PERFORMANCE COPPER ALLOY
 2. FINISH: 304N MIN GOLD IN CONTACT AREA. SELECTIVE TIN
ON PCB TAILS. NICKEL OVERALL.
 3. REFER TO MOLEX PRODUCT SPEC PS-76060-999 FOR PERFORMANCE SPECIFICATIONS
AND ADDITIONAL PCB INFORMATION.
 4. EACH SIGNAL WAFER CONTAINS 2 COLUMNS OF TERMINALS.
 5. PRODUCT IS PACKAGED PER PK-70873-610.
 6. THIS PART CONFORMS TO CLASS B REQUIREMENTS OF COSMETIC SPEC PS-45499-002.
 7. REFER TO MOLEX SALES DRAWING SD-76155-001 FOR THE MATING HEADERS AND
SD-76500-001 FOR THE MATING RAM CONNECTORS.
 8. REFER TO MOLEX PCB ROUTING GUIDE AS-76060-990 FOR ANTI PAD AND ROUTING
RECOMMENDATIONS.
 9. PART NUMBER 76160-1020 SHOWN ON DRAWING. KEYING FEATURES WILL CHANGE
WITH COLUMN SIZE.
 10. MINIMUM BOARD THICKNESS IS 1.00 mm FOR COMPLIANT PIN FUNCTIONALITY.

STANDARDIZATION EC NO: UCP2019-5285 2013/06/12 DRAWN: JUPSKY CHKD: APPR: TELO 2013/07/18	QUALITY SYMBOLS =0 =0 =0	GENERAL TOLERANCES (UNLESS SPECIFIED)		DIMENSION STYLE MM ONLY		SCALE 3:1	DESIGN UNITS METRIC	THIRD ANGLE PROJECTION
		mm	INCH	DRAWN BY JLAURX	DATE 2008/03/03	TITLE IMPACT 100 OHM DC 4 PAIR SIGNAL MODULE UNGUIDED SALES DRAWING		
G1	REV	4 PLACES ±	---	CHECKED BY TELO	DATE 2008/03/03	molex		
		3 PLACES ±	---	APPROVED BY JLAURX	DATE 2010/09/15			
		ANGULAR ±1/2°		MATERIAL NO.		DOCUMENT NO.		SHEET NO.
		DRAFT WHERE APPLICABLE MUST REMAIN WITHIN DIMENSIONS		SEE CHART		SD-76160-001		1 OF 2
THIS DRAWING CONTAINS INFORMATION THAT IS PROPRIETARY TO MOLEX INCORPORATED AND SHOULD NOT BE USED WITHOUT WRITTEN PERMISSION								

MATERIAL NUMBER	# OF COLUMNS	# OF DIFF PAIR	DIM 'A' MAX	DIM 'B'	PTH ϕ
76160-*006	6	24	11.40	9.50	0.46 +0.05
76160-*008	8	32	15.20	13.30	
76160-*010	10	40	19.00	17.10	
76160-*016	16	64	30.40	28.50	0.39 +0.05
76160-*036	6	24	11.40	9.50	
76160-*038	8	32	15.20	13.30	
76160-*020	10	40	19.00	17.10	
76160-*026	16	64	30.40	28.50	

76160-*0**

1 = OPEN LEAD-FREE

- # OF COLUMNS
- 06 = 6 COL 0.46 PTH
 - 08 = 8 COL 0.46 PTH
 - 10 = 10 COL 0.46 PTH
 - 16 = 16 COL 0.46 PTH
 - 20 = 10 COL 0.39 PTH
 - 26 = 16 COL 0.39 PTH
 - 38 = 8 COL 0.39 PTH
 - 36 = 6 COL 0.39 PTH

SEE SHEET 1 EC NO: UCP2015-5285 DRAWN: JUPESKY 2013/06/12 CHKD: APPR: TELO 2013/07/18 REV: G1	QUALITY SYMBOLS	GENERAL TOLERANCES (UNLESS SPECIFIED)	DIMENSION STYLE	SCALE	DESIGN UNITS	THIRD ANGLE PROJECTION
		mm INCH 4 PLACES ± --- ± --- 3 PLACES ± --- ± --- 2 PLACES ± 0.13 ± --- 1 PLACE ± 0.25 ± --- 0 PLACE ± ±	MM ONLY	4:1	METRIC	
	DESCRIPTION	ANGULAR ±1/2°	DRAWN BY	DATE	TITLE	
		DRAFT WHERE APPLICABLE MUST REMAIN WITHIN DIMENSIONS	JLAURX	2008/03/03	IMPACT 100 OHM DC 4 PAIR SIGNAL MODULE UNGUIDED SALES DRAWING	
		CHECKED BY	DATE	molex		
		TELO	2008/03/03			
		APPROVED BY	DATE	MATERIAL NO.	DOCUMENT NO.	SHEET NO.
		JLAURX	2010/09/15	SEE CHART	SD-76160-001	2 OF 2
		THIS DRAWING CONTAINS INFORMATION THAT IS PROPRIETARY TO MOLEX INCORPORATED AND SHOULD NOT BE USED WITHOUT WRITTEN PERMISSION				