

## Excellent Integrated System Limited

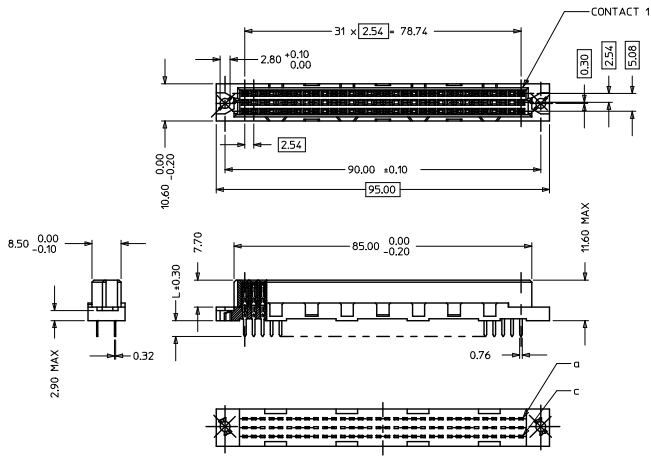
Stocking Distributor

Click to view price, real time Inventory, Delivery & Lifecycle Information:

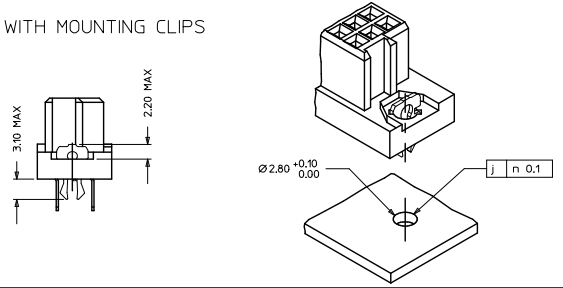
[Molex Connector Corporation](#)  
[0850424763](#)

For any questions, you can email us directly:

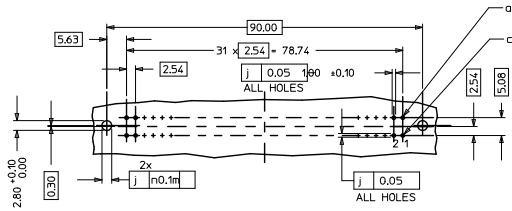
[sales@integrated-circuit.com](mailto:sales@integrated-circuit.com)



WITH MOUNTING CLIPS



RECOMMENDED PCB LAYOUT  
COMPONENT SIDE



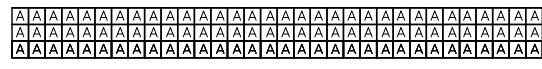
NOTES:

- 1) MATERIALS: THERMOPLASTIC POLYESTER/GLASS FILLED.  
UL94V-0 COLOUR: PEBBLE GREY/RAL 7032  
TERMINAL - PHOSPHOR BRONZE  
MOUNTING CLIP: STEEL
- 2) FINISH: TERMINAL:-  
CONTACT AREA  
A. PERFORMANCE LEVEL 1: SELECTIVE GOLD (Au),  
THICKNESS = 127 MICROMETER OVER NICKEL  
THICKNESS = 18 MICROMETER  
B. PERFORMANCE LEVEL 2: SELECTIVE GOLD (Au),  
THICKNESS = 0.8 MICROMETER OVER NICKEL  
THICKNESS = 18 MICROMETER  
C. PERFORMANCE LEVEL 3: SELECTIVE GOLD (Au),  
THICKNESS = 0.3 MICROMETER OVER NICKEL.  
THICKNESS = 18 MICROMETER.  
TERMINATION AREA:  
SELECTIVE TIN, THICKNESS = 5 MICROMETER  
OVER NICKEL, THICKNESS 18 MICROMETER OVERALL.
- 3). MOUNTING CLIP:  
TIN (Sn), THICKNESS = 5-10 MICROMETER OVER NICKEL (Ni)  
THICKNESS = 2.5 MICROMETER.
- 4). FOR NON MOUNTING CLIP OPTION, CONNECTOR TO BE SECURED WITH  
RIVETS: 2 TABULAR RIVETS 2.5 X 0.3 \_DIN 7340  
SCREWS: 2 CHEESEHEAD SCREWS M2.5 X \_DIN 84 AND  
2 HEXAGONAL NUTS M2.5 DIN 934.
- 5). MATERIAL No. BATCH CODE, UL AND CSA MARKING TO BE PRINTED  
ON THE CONNECTOR.
- 6). CUT FACES OF TIP WITHOUT PLATING PERMITTED.

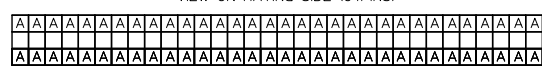
EC NO: 12010-0265 2009/12/11 DRMNS01 CHIKKIPRASAD APPR,KPRASAD 2010/01/06	QUALITY SYMBOLS ▽=0 ▽=0	GENERAL TOLERANCES (UNLESS SPECIFIED)		DIMENSION STYLE MM ONLY		SCALE 4:1	DESIGN UNITS METRIC	THIRD ANGLE PROJECTION
		mm	INCH	DRAWN BY PRASHANT	DATE 2004/12/07	TITLE ASSEMBLY, DIN 41612 C FEMALE, 96 POS		
2	REV	4 PLACES	±0.005	±	---	CHECKED BY SSUDHIR	DATE 2004/12/07	MATERIAL NO. SEE CHART
		3 PLACES	±0.1	±	---	APPROVED BY SSUDHIR	DATE 2004/12/07	
		2 PLACES	±0.15	±	---	MATERIAL NO. SEE CHART		SHEET NO. 1 OF 2
		1 PLACE	±0.15	±	---	DRAFT WHERE APPLICABLE MUST REMAIN WITHIN DIMENSIONS		INCORPORATED AND SHOULD NOT BE USED WITHOUT WRITTEN PERMISSION

MATERIAL No	PERF LEVEL	PLATING	CONTACT SEQUENCE/ROW	DIM "L" mm	MOUNTING CLIP NO.	FLUX PROOF
850421249	1	Au+Ni	1,2,3...32 a+c	4,5	NO	NO
850420385	2	Au+Ni	1,2,3...32 a+b+c	2,9	NO	NO
850420191	2	Au+Ni	1,2,3...32 a+c	4,5	NO	NO
850420270	2	Au+Ni	1,2,3...32 a+b+c	4,5	NO	NO
850420397	2	Au+Ni	2,4,6...32 a+c	4,5	NO	NO
850421043	1	Au+Ni	1,2,3...32 a+b+c	4,5	NO	NO
850421079	2	Au+Ni	1,2,3...32 a+b+c	2,9	YES	NO
850421213	2	Au+Ni	1,2,3...32 a+b+c	4,5	YES	NO
850421304	1	Au+Ni	1,2,3...32 a+b+c	2,9	NO	NO
850422347	2	Au+Ni	1,2,3...32 a+b+c	2,9	NO	YES
850422529	2	Au+Ni	1,2,3...32 a+c	2,9	YES	NO
850423316	2	Au+Ni	2,4,6...32 a+c	2,9	YES	YES
850424696	2	Au+Ni	1,2,3...32 a+c	4,5	YES	NO
850424763	2	Au+Ni	2,4,6...32 a+c	2,9	NO	NO
850426232	2	Au+Ni	1,2,3...32 a+b+c	4,5	YES	NO
850429017	3	Au+Ni	1,2,3...32 a+b+c	4,5	YES	NO

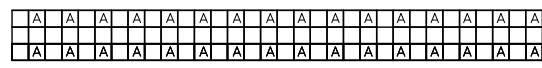
VIEW ON MATING SIDE (96PINS)



VIEW ON MATING SIDE (64PINS)



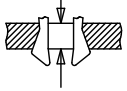
VIEW ON MATING SIDE (32PINS)



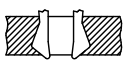
CLIPS SNAP UNDER PC - BOARD OF 1.5 to 1.8 mm  
 $F_m \leq 60N$   
 $F_r \geq 20N$   
 $F_r \geq 200N$ , WHEN SOLDERED IN PLATED - THROUGH FIXING HOLES

$F_m$  = MOUNTING FORCE (FOR ONE CONNECTOR = 2 CLIPS)

$F_r$  = RETENTION FORCE (FOR ONE CONNECTOR = 2 CLIPS)



CLIPS STICK IN FIXING HOLE OF PC - BOARDS OVER 1.8 mm  
 $F_m \leq 60N$   
 $F_r \geq 16N$



IEC NO: I2010-0265 2009/12/11 2009/12/28 CHIKOKI PRASAD APPR: KPRASAD 2010/01/06	QUALITY SYMBOLS	GENERAL TOLERANCES (UNLESS SPECIFIED)	DIMENSION STYLE	SCALE	DESIGN UNITS	THIRD ANGLE PROJECTION
	$\nabla=0$ $\nabla=0$	mm INCH 4 PLACES $\pm$ --- $\pm$ --- 3 PLACES $\pm 0.05$ $\pm$ --- 2 PLACES $\pm 0.1$ $\pm$ --- 1 PLACE $\pm 0.15$ $\pm$ --- ANGULAR $\pm 2^\circ$	MM ONLY	4:1	METRIC	DRAWN BY PRASHANT DATE 2004/12/07 CHECKED BY PRASHANT DATE 2004/12/07 APPROVED BY PRASHANT DATE 2004/12/07 MATERIAL NO. SEE CHART DOCUMENT NO. SD-85042-001 SHEET NO. 2 OF 2
	TITLE ASSEMBLY, DIN 41612, C FEMALE, 96 POS MOLEX INCORPORATED					
	DRAFT WHERE APPLICABLE MUST REMAIN WITHIN DIMENSIONS THIS DRAWING CONTAINS INFORMATION THAT IS PROPRIETARY TO MOLEX INCORPORATED AND SHOULD NOT BE USED WITHOUT WRITTEN PERMISSION					