

## Excellent Integrated System Limited

Stocking Distributor

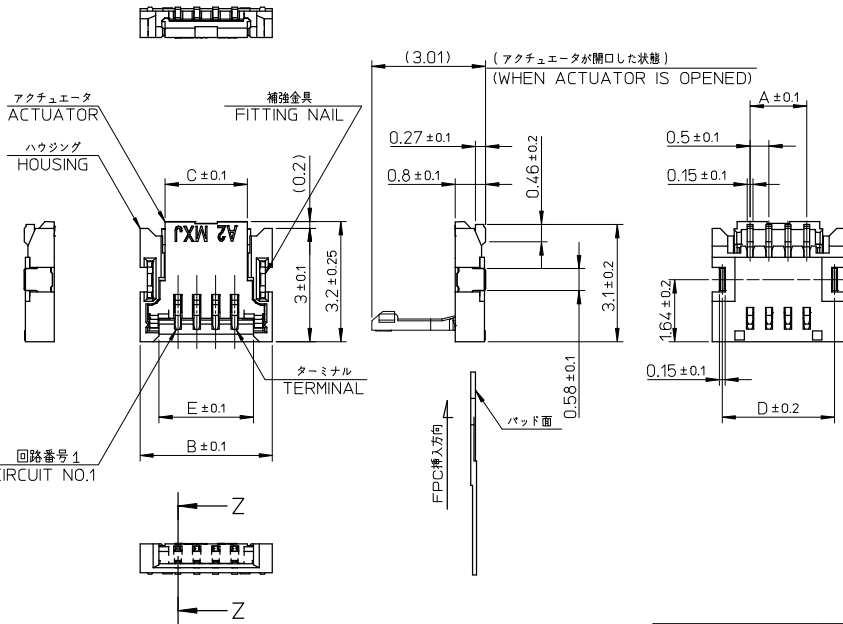
Click to view price, real time Inventory, Delivery & Lifecycle Information:

[Molex Connector Corporation](#)  
[5014610501](#)

For any questions, you can email us directly:

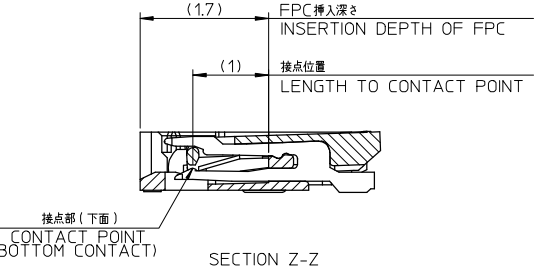
[sales@integrated-circuit.com](mailto:sales@integrated-circuit.com)

10 9 8 7 6 5 4 3 2 1



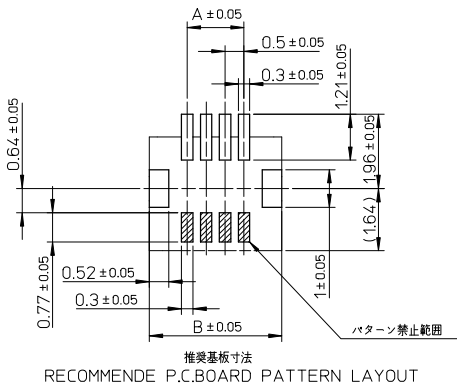
注記 NOTES:  
 1.材質 MATERIAL  
 ハウジング: 耐熱性樹脂、ガラス充填、UL94V-0  
 HOUSING: HEAT RESISTANCE POLYMER, GLASS FILLED, UL94V-0  
 アクチュエータ: 耐熱性樹脂、ガラス充填、UL94V-0  
 ACTUATOR: HEAT RESISTANCE POLYMER, GLASS FILLED, UL94V-0  
 ターミナル: 銅合金 (t=0.15)  
 TERMINAL: COPPER ALLOY (t=0.15)  
 補強金具: 銅合金 (t=0.15)  
 NAIL: COPPER ALLOY (t=0.15)  
 2.めっき仕様 PLATING  
 ターミナル: 部分金メッキ  
 接点部 0.1マイクロメートル以上  
 半田付部 0.05マイクロメートル以上  
 TERMINAL: SEPARATED GOLD PLATING  
 CONTACT AREA 0.1 MICROMETER MINIMUM.  
 SOLDER TAIL AREA 0.05 MICROMETER MINIMUM.  
 下地 ニッケルメッキ 1.0マイクロメートル以上  
 UNDER PLATING, NICKEL PLATING 1.0 MICROMETER MINIMUM.  
 補強金具: 銅メッキ 1.0マイクロメートル以上  
 NAIL: TIN PLATING 1.0 MICROMETER MINIMUM.  
 下地 ニッケルメッキ 1.0マイクロメートル以上  
 UNDER PLATING, NICKEL PLATING 1.0 MICROMETER MINIMUM.  
 3.平坦度は、0.1mm以下とする。  
 TAILS AND NAILS COPLANARITY TO BE 0.1mm MAXIMUM.

4.0	4.47	3.68	5.0	3.0	NOT AVAILABLE	NOT AVAILABLE	7	
3.5	3.97	3.18	4.5	2.5	501461-0601	501461-0609	6	
3.0	3.47	2.68	4.0	2.0	501461-0501	501461-0509	5	
2.5	2.97	2.18	3.5	1.5	501461-0401	501461-0409	4	
E D C B A					エンボス梱包品 EMBOSSED PACKAGING		製品番号 MATERIAL NO.	極数(N) CIRCUITS(N)

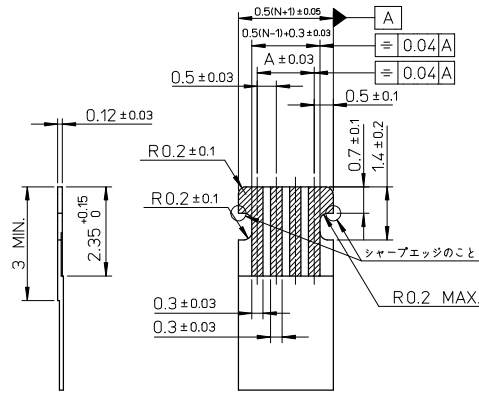


REVISED EC NO. J2008-4048 DRAWN BY: 2008/06/13 CHKD: HARUYAMA 2008/06/16 APPR: NIKITA 2008/06/16 REV H	GENERAL TOLERANCES (UNLESS SPECIFIED)	DIMENSION STYLE MM ONLY	SCALE 10:1	DESIGN UNITS METRIC	THIRD ANGLE PROJECTION
	10 UNDER ±0.2	DRAWN BY: RSUMIYA 2004/11/10	TITLE 0.5 FPC CONN BACK FLIP HGT=0.8 HSG ASSY -LEAD FREE-		
	10 OVER 30 UNDER ±0.25	CHECKED BY: HIRATA 2004/11/10	MOLEX INCORPORATED		
	30 OVER ±0.3	APPROVED BY: MSASAO 2004/11/10	DOCUMENT NO. SD-501461-001		
ANGULAR ±1°		MATERIAL NO.	SHEET NO. 1 OF 2		
DRAFT WHERE APPLICABLE MUST REMAIN WITHIN DIMENSIONS		SEE TABLE	THIS DRAWING CONTAINS INFORMATION THAT IS PROPRIETARY TO MOLEX INCORPORATED AND SHOULD NOT BE USED WITHOUT WRITTEN PERMISSION		

10 9 8 7 6 5 4 3 2 1



推奨基板寸法  
RECOMMENDED P.C.BOARD PATTERN LAYOUT



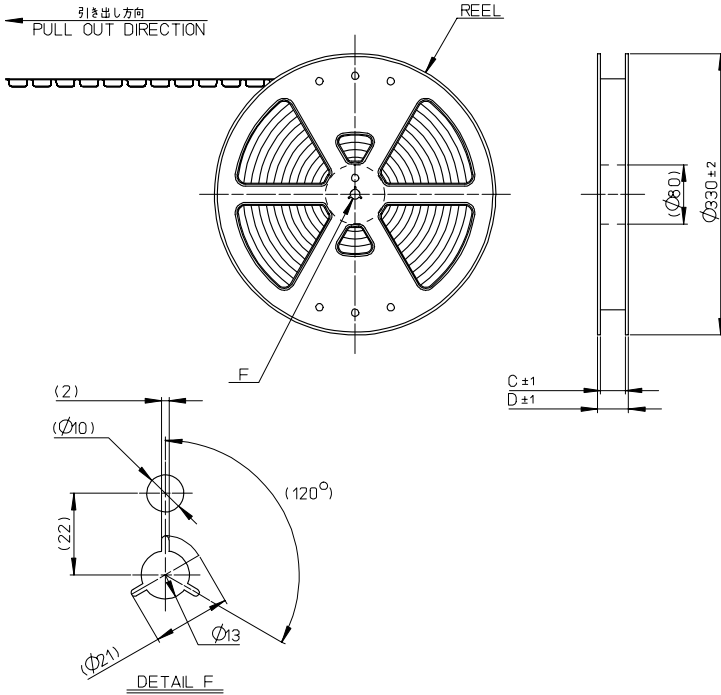
推奨FPC寸法  
RECOMMENDED FPC PATTERN LAYOUT

FPCについて:  
抜き方向は、導体側から補強板側を推奨します。  
補強フィルム材質は、ポリイミドを推奨します。  
接着剤は、熱硬化接着剤を推奨します。  
尚、接着剤の接点部への付着は、導通不良の原因となりますので染み出しが無いよう、お願いします。

ABOUT FPC:  
RECOMMENDED PUNCHER DIRECTION:  
FROM CONDUCTOR SIDE TO STIFFNER FILM SIDE.  
RECOMMENDED MATERIAL:  
STIFFNER FILM: POLYIMIDE  
BONDING AGENT: THERMOSETTING AGENT  
PLEASE PUT APPROPRIATE AMOUNT OF ADHESIVE MAY CAUSE  
THE DEFECT IN ELECTRICAL CONTINUITY.

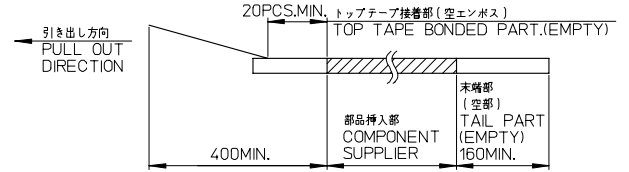
REVISED EC NO. J2008-4048 DRAWN BY CHKD: HARUYAMA APPR: NIKITA	DESCRIPTION 2008/06/13 2008/06/16 2008/06/16	GENERAL TOLERANCES (UNLESS SPECIFIED)		DIMENSION STYLE MM ONLY		SCALE 10:1	DESIGN UNITS METRIC	THIRD ANGLE PROJECTION	
		10 UNDER	±0.2	DRAWN BY	DATE	TITLE			
		10 OVER	±0.25	RSUMIYA	2004/11/10	0.5 FPC CONN BACK FLIP HGT=0.8 HSG ASSY -LEAD FREE-			
		30 UNDER	±0.3	CHECKED BY	DATE	MOLEX INCORPORATED			
30 OVER	±0.3	HIRATA	2004/11/10	APPROVED BY		DATE	DOCUMENT NO.		
ANGULAR	±1°	MSASAO	2004/11/10	MATERIAL NO.		SEE SHEET 1		SHEET NO.	
DRAFT WHERE APPLICABLE MUST REMAIN WITHIN DIMENSIONS		SIZE A3		THIS DRAWING CONTAINS INFORMATION THAT IS PROPRIETARY TO MOLEX INCORPORATED AND SHOULD NOT BE USED WITHOUT WRITTEN PERMISSION				2 OF 2	

10 9 8 7 6 5 4 3 2 1

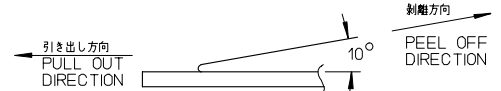


**NOTES**

- 製品詳細寸法については製品単体図面を参照下さい。  
RE DETAILED DIMENSION, SEE PRODUCT DRAWING.
- 梱包数量: 3000個/リール  
NUMBER OF CONNECTORS 3000PCS/REEL
- リードテープ長さ  
LEAD TAPE LENGTH



- トップテープの剥離強度: 0.1N-1.3N (10gf-130gf)  
(剥離強度は下図参照)  
尚、本規格値は出荷時に適用。(但し、輸送時に剥離が発生しないこと。)  
PEELING OFF FORCE OF TOP TAPE: 0.1N-1.3N(10gf-130gf)  
(PEELING DIRECTION AS SHOWN IN FOLLOWING FIG.)  
THIS REQUIREMENT SHOULD BE APPLIED AT SHIPMENT.  
PEEL OFF SHOULD NOT BE ALLOWED, DURING TRANSPORTATION.



- 材料  
MATERIAL  
キャリアテープ(CARRI TAPE): ポリスチレン (POLYSTYRENE)  
トップテープ(TOP TAPE): PET, PE, PEF  
リール(REEL): ポリスチレン (PS) <リサイクル材を含む>  
POLYSTYRENE(PS) <RECYCLE MATERIAL CONTAINED>

REVISED		EC NO: J2008-0606		2007/09/06		DRAWN BY: AOYAGI		2007/09/10		CHKD: HARUYAMA		2007/09/10		APPR: NIKITA		2007/09/10		501461-**-01		MODEL NO.	
DESCRIPTION		GENERAL TOLERANCES (UNLESS SPECIFIED)		DIMENSION STYLE		SCALE		DESIGN UNITS		THIRD ANGLE PROJECTION		DRAWN BY		DATE		TITLE		0.5 FPC CONN BACK FLIP		H=0.8 EMBSTP PKG	
10 UNDER		±0.2		MM ONLY		---		METRIC		CHECKED BY		DATE		MSASA0		2005/02/07		-LEAD FREE-		MOLEX INCORPORATED	
10 OVER		±0.25		DRAWN BY		DATE		APPROVED BY		DATE		MATERIAL NO.		DOCUMENT NO.		SHEET NO.		SEE SHEET 2		SD-501461-002	
30 OVER		±0.3		CHECKED BY		DATE		DATE		DATE		SIZE		THIS DRAWING CONTAINS INFORMATION THAT IS PROPRIETARY TO MOLEX INCORPORATED AND SHOULD NOT BE USED WITHOUT WRITTEN PERMISSION		1 OF 2					
ANGULAR		±1		APPROVED BY		DATE		DRAFT WHERE APPLICABLE MUST REMAIN WITHIN DIMENSIONS		SIZE		EN-02JA(021)									

9 8 7 6 5 4 3 2 1

