

## **Excellent Integrated System Limited**

Stocking Distributor

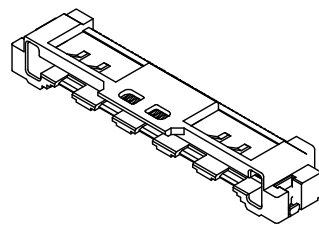
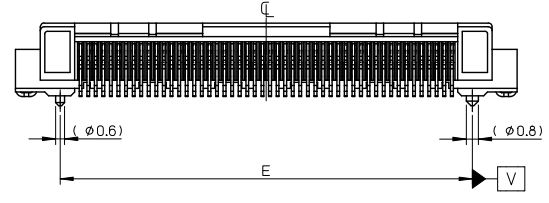
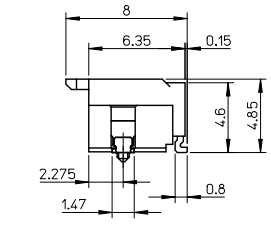
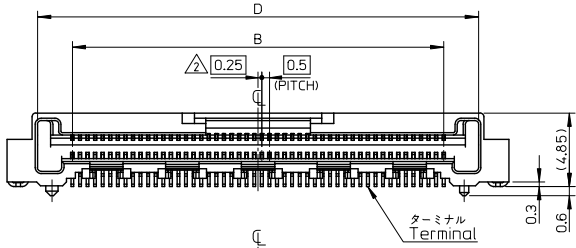
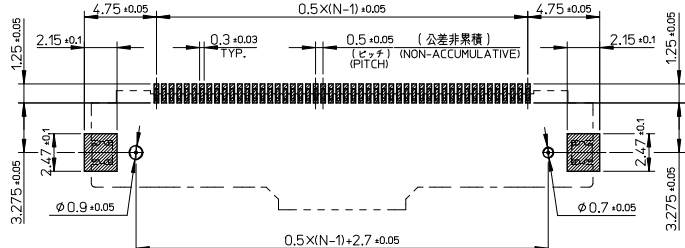
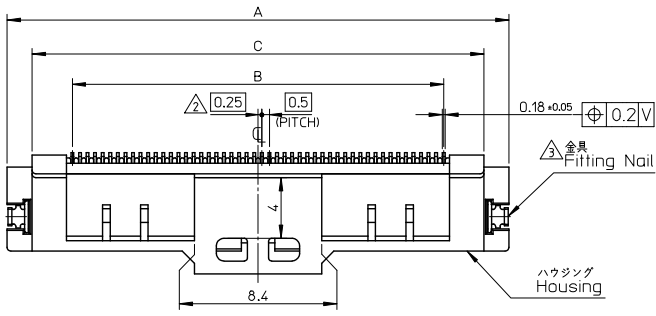
Click to view price, real time Inventory, Delivery & Lifecycle Information:

[Molex Connector Corporation](#)  
[5018645080](#)

For any questions, you can email us directly:

[sales@integrated-circuit.com](mailto:sales@integrated-circuit.com)

10 9 8 7 6 5 4 3 2 1



**注 記**  
**NOTE**

1. 使用材料  
MATERIAL

ハウジング  
HOUSING  
: 液晶ポリマー (LCP)、ガラス充填、  
UL94V-0 色: 黒色  
LIQUID CRYSTAL POLYMER(LCP),  
GLASS FILLED UL94V-0 COLOR:BLACK

ターミナル  
TERMINAL  
: 銅合金 (τ=0.18)  
ニッケル下地 銅ピスマスメッキ  
COPPER ALLOY (τ=0.18)  
Ni-BA PLATING OVER NICKEL PLATING.

金具  
FITTING NAIL  
: 銅合金 (τ=0.25)  
ニッケル下地 銅メッキ  
COPPER ALLOY (τ=0.25)  
TIN OVER NICKEL PLATING.

△ N=偶数に適用 (N:極数)  
APPLY FOR N-EVEN(CIRCUIT)

△ パターン剥離止め用金具  
FITTING NAIL FOR PREVENTION OF PEELING OF P.C.B PATTERN.

△ 適合ジャケット: 501783-\*\*-09  
製品詳細守法はSD-501783-001を参照下さい。  
APPLICABLE JACKET:SD-501783-\*\*-09.RE DETAILED DIMENSION.SEE SD-501783-001.

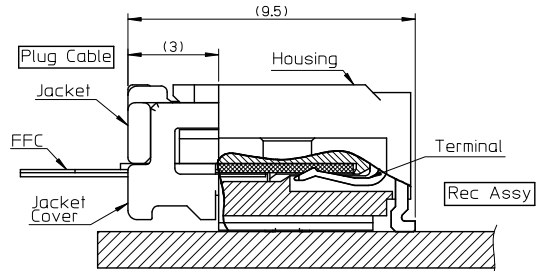
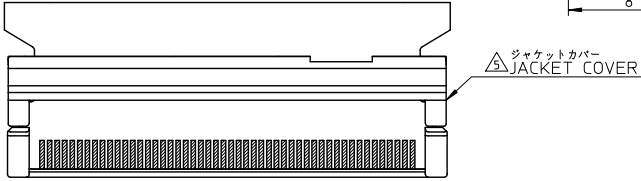
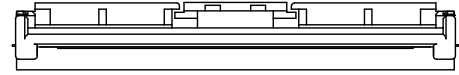
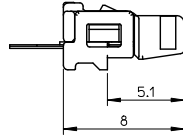
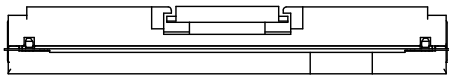
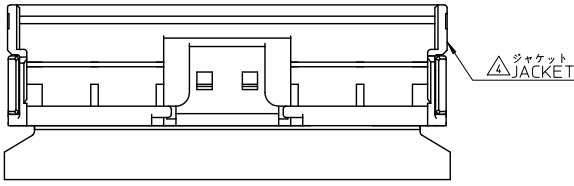
△ 適合ジャケットカバー: 501784-\*\*-09  
製品詳細守法はSD-501784-001を参照下さい。  
APPLICABLE JACKET:SD-501784-\*\*-09.RE DETAILED DIMENSION.SEE SD-501784-001.

27.2	29.1	29.8	24.5	33.1	501864-5021	50
22.2	24.1	24.8	19.5	28.1	501864-4021	40
E	D	C	B	A	MATERIAL NO.	極数

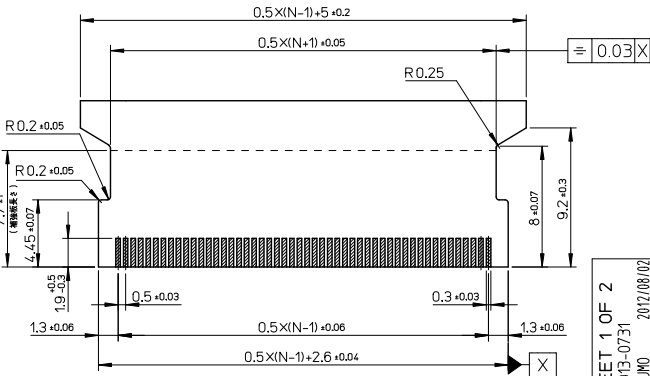
REVISED EC NO. J2013-0731 DRAWN:KAGURO 2012/08/03 CHK:K.TAKAHASHI 2012/08/03 APP:K.MORIKAWA 2013/01/07	GENERAL TOLERANCES (UNLESS SPECIFIED)		DIMENSION STYLE MM ONLY		SCALE 1:1	DESIGN UNITS METRIC	THIRD ANGLE PROJECTION
	10 UNDER	±0.2	DRAWN BY H. IJIMA	DATE 06/01/13	TITLE 0.5 FFC TO BOARD CONN REC. HSG ASSY(RA)		
	10 OVER 30 UNDER	±0.25	CHECKED BY K. TAKAHASHI	DATE 06/01/13	MATERIAL NO. 501864-**-21		
	30 OVER	±0.3	APPROVED BY H. HIRATA	DATE 06/01/13	DOCUMENT NO. SD-501864-004	SHEET NO. 1 OF 2	
A	ANGULAR ±1° DRAFT WHERE APPLICABLE MUST REMAIN WITHIN DIMENSIONS		MATERIAL NO. 501864-**-21		THIS DRAWING CONTAINS INFORMATION THAT IS PROPRIETARY TO MOLEX INCORPORATED AND SHOULD NOT BE USED WITHOUT WRITTEN PERMISSION		

9 8 7 6 5 4 3 2

10 9 8 7 6 5 4 3 2 1



嵌合断面図



コネクタ接続部  
適合FFC寸法  
APPLICABLE FFC  
RECOMMENDED DIMENSION  
(仕上がり厚さ: 接点部0.3±0.03)

SEE SHEET 1 OF 2 EC NO. J2013-0731 DRAWN BY DR. WAKAGUMO CHKD BY TAKAHASHI APPR. BY MORIKAWA	GENERAL TOLERANCES (UNLESS SPECIFIED)		DIMENSION STYLE MM ONLY		SCALE 1:1	DESIGN UNITS METRIC	THIRD ANGLE PROJECTION
	10 UNDER	± 0.2	DRAWN BY H. IJIMA	DATE 06/01/13	TITLE 0.5 FFC TO BOARD CONN REC. HSG ASSY(RA)		
	10 OVER 30 UNDER	± 0.25	CHECKED BY K. TAKAHASHI	DATE 06/01/13			
	30 OVER	± 0.3	APPROVED BY H. HIRATA	DATE 06/01/13			
ANGULAR	± 1 °	MATERIAL NO. 501864-**-21		DOCUMENT NO. SD-501864-004	SHEET NO. 2 OF 2		
DRAFT WHERE APPLICABLE MUST REMAIN WITHIN DIMENSIONS		THIS DRAWING CONTAINS INFORMATION THAT IS PROPRIETARY TO MOLEX INCORPORATED AND SHOULD NOT BE USED WITHOUT WRITTEN PERMISSION					

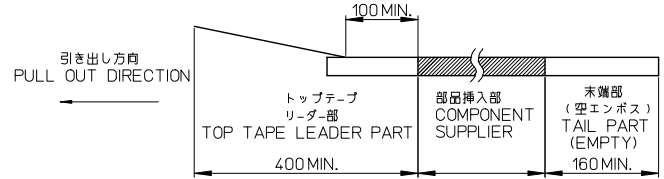
9 8 7 6 5 4 3 2

10 9 8 7 6 5 4 3 2 1

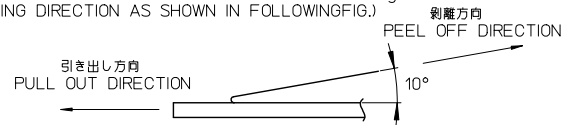
**NOTES**

1. 梱包数量： 900 個/リール  
NUMBER OF CONNECTORS:900 PCS/REEL
2. リードテープ長さ  
LEAD TAPE LENGTH

トップテープ接着部  
TOP TAPE BONDED PART  
(空エンボス)  
(EMPTY)


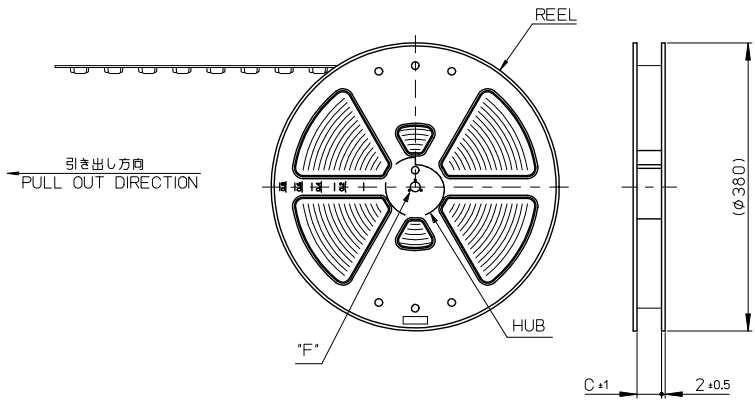


3. トップテープの剥離強度：0.1~1.27N(10~130gf)  
(剥離方向は下図参照)  
剥離速度：300mm/MIN.(参考)  
PEEL-OFF FORCE OF TOP TAPE : 0.1~1.27N(10~130gf)  
(PEELING DIRECTION AS SHOWN IN FOLLOWING FIG.)



4. 製品詳細寸法については図面 SD-501864-004を参照下さい。  
RE DETAILED DIMENSION, SEE SD-501864-004.

5. 材料(MATERIAL)  
キャリアテープ(CARRIER TAPE)：ポリスチレン(POLYSTYRENE)  
トップテープ(TOP TAPE)：PET, PE, PE  
リール(REEL)：ポリスチレン(POLYSTYRENE)

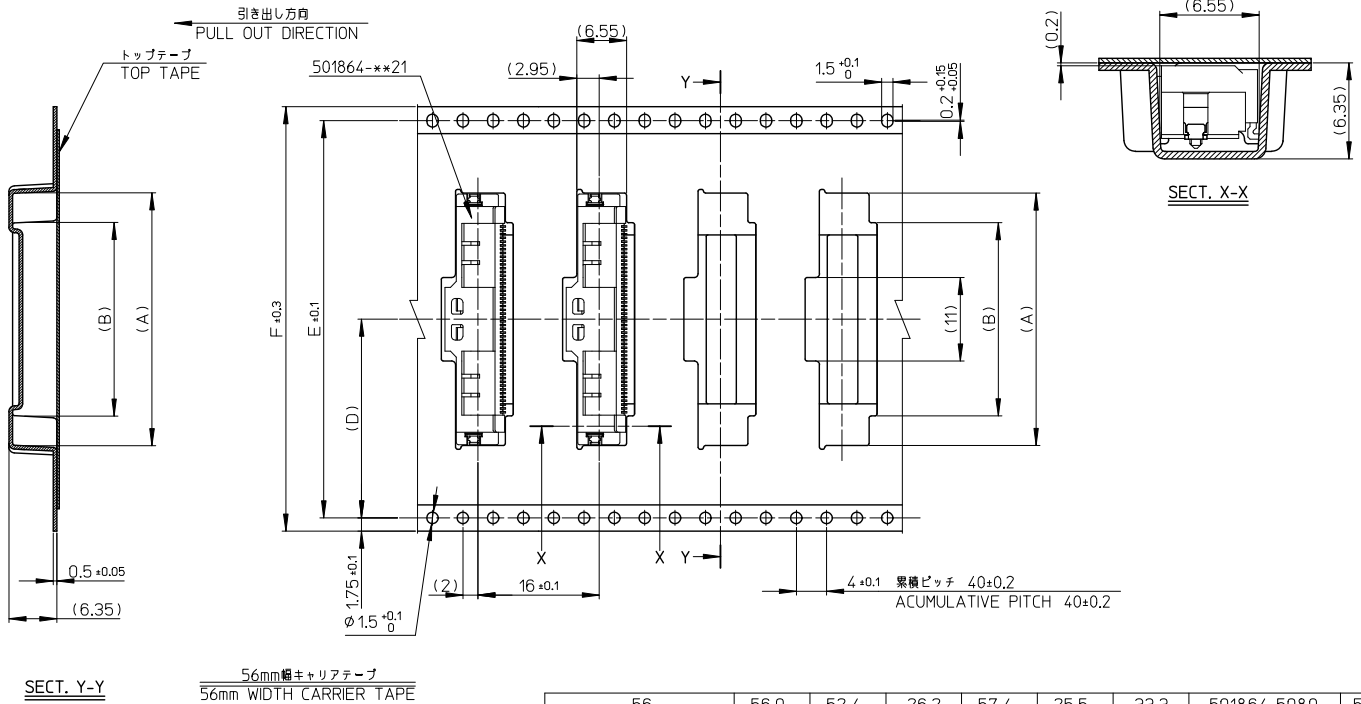


DETAIL "F"

REVISED EC NO. J2013-0731 DRAWN BY 2012/08/02 DRW:KAGUNO CHK:K.TAKAHASHI 2012/08/03 CHK:K.TAKAHASHI APPR:K.MORIKAWA 2013/01/07	GENERAL TOLERANCES (UNLESS SPECIFIED)		DIMENSION STYLE MM ONLY	SCALE ---	DESIGN UNITS METRIC	501864-***80	MODEL NO.
	10 UNDER	±0.2	DRAWN BY H. IJIMA	DATE 06/01/17	TITLE EMBSTP PKG FOR 0.5 FFC TO BOARD CONN RA TYPE		
	10 OVER 30 UNDER	±0.25	CHECKED BY K. TAKAHASHI	DATE 06/01/17	SHEET NO. 1 OF 2		
	30 OVER	±0.3	APPROVED BY H. HIRATA	DATE 06/01/17	DOCUMENT NO. SD-501864-005		
	ANGULAR	±1°	MATERIAL NO. 501864-***80	THIS DRAWING CONTAINS INFORMATION THAT IS PROPRIETARY TO MOLEX INCORPORATED AND SHOULD NOT BE USED WITHOUT WRITTEN PERMISSION			
	DRAFT WHERE APPLICABLE MUST REMAIN WITHIN DIMENSIONS						

10 9 8 7 6 5 4 3 2 1

10 9 8 7 6 5 4 3 2 1



56	56.0	52.4	26.2	57.4	25.5	33.3	501864-5080	50						
44	44.0	40.4	20.2	45.4	20.5	28.3	501864-4080	40						
キャリアテープ幅 CARRIER TAPE WIDTH							F	E	D	C	B	A	製品番号 MATERIAL NO.	極数 CKT

SEE SHEET 1 OF 2 EC NO. J2013-0731 DRAWN BY: 2012/08/02 CHIKDKAKASHI 2012/08/03 APPROV: MORIKAWA 2013/01/07	GENERAL TOLERANCES (UNLESS SPECIFIED)		DIMENSION STYLE MM ONLY		SCALE ---	DESIGN UNITS METRIC	THIRD ANGLE PROJECTION	
	10 UNDER	±0.2	DRAWN BY	DATE	TITLE EMBSTP PKG FOR 0.5 FFC TO BOARD CONN RA TYPE <b>molex</b> DOCUMENT NO. SD-501864-005 SHEET NO. 2 OF 2			
	10 OVER 30 UNDER	±0.25	H. IJIMA	06/01/17				
	30 OVER	±0.3	K. TAKAHASHI	06/01/17				
ANGULAR	±1	APPROVED BY	DATE	MATERIAL NO. 501864-**80 THIS DRAWING CONTAINS INFORMATION THAT IS PROPRIETARY TO MOLEX INCORPORATED AND SHOULD NOT BE USED WITHOUT WRITTEN PERMISSION				
DRAFT WHERE APPLICABLE MUST REMAIN WITHIN DIMENSIONS		SIZE A3						

9 8 7 6 5 4 3 2 1