



Distributor of Molex Connector Corporation: Excellent Integrated System Limited
Datasheet of 5031590800 - Connector Receptacle 8 Position 0.059" (1.50mm) Tin Through Hole

Contact us: sales@integrated-circuit.com Website: www.integrated-circuit.com

Excellent Integrated System Limited

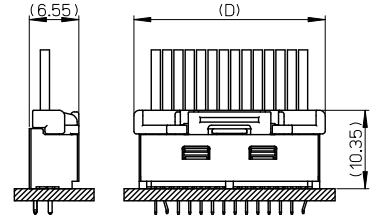
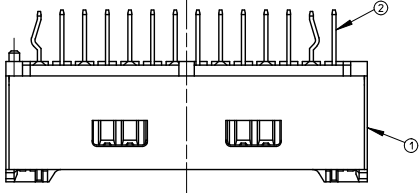
Stocking Distributor

Click to view price, real time Inventory, Delivery & Lifecycle Information:

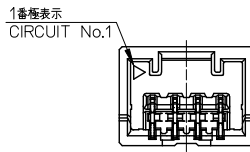
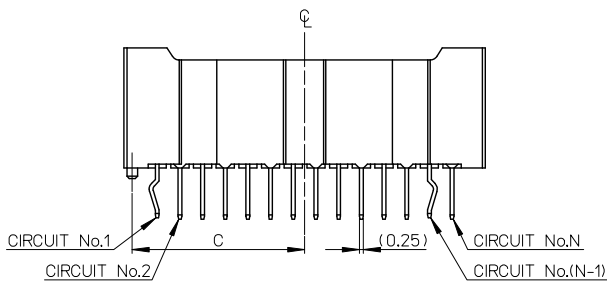
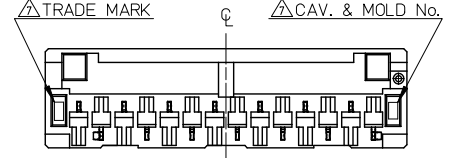
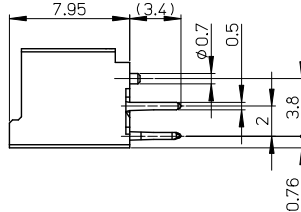
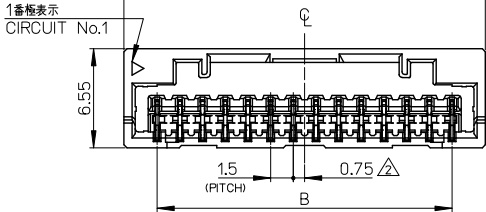
[Molex Connector Corporation](#)
[5031590800](#)

For any questions, you can email us directly:
sales@integrated-circuit.com

Contact us: sales@integrated-circuit.com Website: www.integrated-circuit.com



嵌合図 (SCALE 2:1)
MATED CONNECTORS (SCALE 2:1)



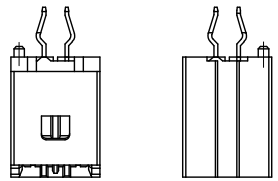
2-11極 CIRCUIT No.1
CIRCUIT No.1 OF 2-11 CIRCUIT

26.8	12.15	21	25.4	503159-15**	15
25.3	11.4	19.5	23.9	503159-14**	14
23.8	10.65	18	22.4	503159-13**	13
22.3	9.9	16.5	20.9	503159-12**	12
20.8	9.15	15	19.4	503159-11**	11
19.3	8.4	13.5	17.9	503159-10**	10
17.8	7.65	12	16.4	503159-09**	9
16.3	6.9	10.5	14.9	503159-08**	8
14.8	6.15	9	13.4	503159-07**	7
13.3	5.4	7.5	11.9	503159-06**	6
11.8	4.65	6	10.4	503159-05**	5
10.3	3.9	4.5	8.9	503159-04**	4
8.8	3.15	3	7.4	503159-03**	3
7.3	2.4	1.5	5.9	503159-02**	2
D	C	B	A	TRAY PACKAGE ORDER No.	CIRCUIT

No.	部品 PART	材料 MATERIAL
①	ハウジング HOUSING	ポリアミド (PA) UL94V-0 POLYAMIDE UL94V-0 色: 注記 5. 参照 COLOR: SEE NOTES 5.
②	ターミナル TERMINAL	銅合金 COPPER ALLOY 錫めっき (1.0 μm 以上) TIN PLATING OVERALL SURFACES (1.0 MICROMETER MINIMUM) 下地: ニッケルめっき (1.0 μm 以上) UNDER PLATE: NICKEL OVERALL (1.0 MICROMETER MINIMUM)

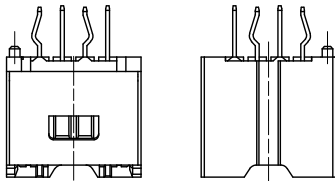
REVISED EC NO. J2014-1798 DRAWN: TAJIIMA01 2014/06/10 CHKD: KASAKAWA 2014/06/11 APPR: MIKITA 2014/06/12	GENERAL TOLERANCES (UNLESS SPECIFIED)	DIMENSION STYLE MM ONLY	SCALE 4:1	DESIGN UNITS METRIC	THIRD ANGLE PROJECTION
	10 UNDER ±0.2	DRAWN BY SKUROSE	DATE 2008/06/06	TITLE 1.5 W/B CONN. SINGLE DIP ST REC. ASS'Y 2-15CKT	
	10 OVER 30 UNDER ±0.25	CHECKED BY KASAKAWA	DATE 2008/06/06		
	30 OVER ±0.3	APPROVED BY SICHIKAWA	DATE 2008/06/06		
ANGULAR ±3°	MATERIAL NO.	DOCUMENT NO.			
J	DRAFT WHERE APPLICABLE MUST REMAIN WITHIN DIMENSIONS	SEE TABLE	SD-503159-001		SHEET NO. 1 OF 3
SIZE A3 THIS DRAWING CONTAINS INFORMATION THAT IS PROPRIETARY TO MOLEX INCORPORATED AND SHOULD NOT BE USED WITHOUT WRITTEN PERMISSION					

Contact us: sales@integrated-circuit.com Website: www.integrated-circuit.com



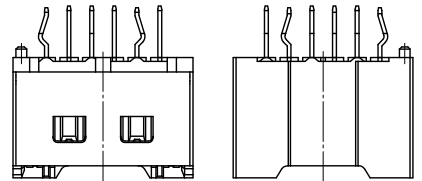
2~3 極形状 (ロック面及び反ロック面)

FIGURE OF 2-3 CIRCUIT (LOOK SIDE AND UN-LOCK SIDE)



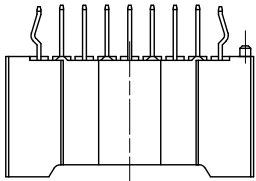
4~5 極形状 (ロック面及び反ロック面)

FIGURE OF 4-5 CIRCUIT (LOOK SIDE AND UN-LOCK SIDE)



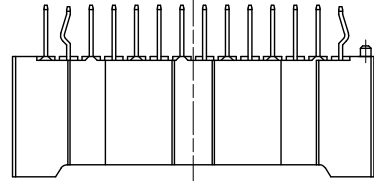
6~7 極形状 (ロック面及び反ロック面)

FIGURE OF 6-7 CIRCUIT (LOOK SIDE AND UN-LOCK SIDE)



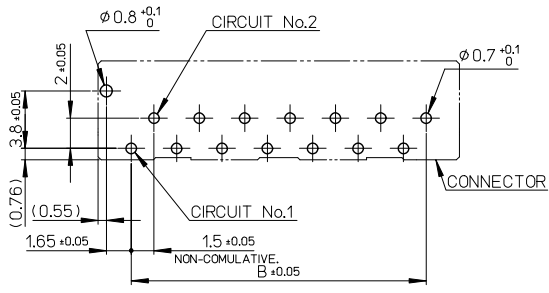
8~10 極形状 (反ロック面)

FIGURE OF 8-10 CIRCUIT (UN-LOCK SIDE)



11~15 極形状 (反ロック面)

FIGURE OF 11-15 CIRCUIT (UN-LOCK SIDE)



基板取付穴推奨寸法 (マウント面)
RECOMMENDED P.C.BOARD
HOLE DIMENSION
(MOUNTING SIDE)
(t=1.6)

REVISED EC NO. J2014-1798 DRAWN TAJIHA01 2014/06/10 CHKD KASAKAWA 2014/06/11 APPR NIKITA 2014/06/12	GENERAL TOLERANCES (UNLESS SPECIFIED)		DIMENSION STYLE MM ONLY		SCALE 4:1	DESIGN UNITS METRIC	THIRD ANGLE PROJECTION
	10 UNDER	± 0.2	DRAWN BY SKUROSE	DATE 2008/06/06	TITLE 1.5 W/B CONN. SINGLE DIP ST REC. ASS'Y 2-15CKT		
	10 OVER 30 UNDER	± 0.25	CHECKED BY KASAKAWA	DATE 2008/06/06			
	30 OVER	± 0.3	APPROVED BY SICHIKAWA	DATE 2008/06/06			
ANGULAR ±3°		DRAFT WHERE APPLICABLE MUST REMAIN WITHIN DIMENSIONS		MATERIAL NO. SEE TABLE	DOCUMENT NO. SD-503159-001	SHEET NO. 2 OF 3	
THIS DRAWING CONTAINS INFORMATION THAT IS PROPRIETARY TO MOLEX INCORPORATED AND SHOULD NOT BE USED WITHOUT WRITTEN PERMISSION							

Contact us: sales@integrated-circuit.com Website: www.integrated-circuit.com

NOTES

1. 適合相手: 502578シリーズ
 MATE WITH: 502578 SERIES.
2. 極数/2=偶数に適用
 APPLY FOR CIRCUIT SIZE/2=EVEN.
3. 端子テール部に錫めっきを使用している為、外観に摺動痕が付く場合があります。
 THE WOUND OF FRICTION MIGHT ADHERE TO EXTERNALS BECAUSE THE TIN PLATING IS USED FOR THE TAIL.

4. 製品番号
 MATERIAL No.
 503159-*** **

極数
 ↑
 CIRCUIT SIZE

ボス、色
 ↑
 BOSS, COLOR

ボス有り		CIRCUIT		No.		COLOR	
02~15	0	0	ベージュ	BEIGE			
		1	黒	BLACK			
		2	赤	RED			
		3	黄	YELLOW			
		4	青	BLUE			
		5	桃	PINK			
		6	緑	GREEN			
		7	茶	BROWN			
		8	橙	ORANGE			
02~05	2	1	灰	GRAY			
		4	水	PALE BLUE			
		6	黄緑	YELLOWISH GREEN			
02	2	3	蛍光黄	FLUORESCENCE YELLOW			

5. 本製品のプラスチック部に黒点・白点等が確認される場合や色合いが異なる場合がありますが、製品性能に影響はありません。
 THERE IS NO INFLUENCE IN THE PRODUCT PERFORMANCE THOUGH THE BLACK AND WHITE SPOT ETC. MIGHT BE CONFIRMED TO THE PLASTIC PART OF THIS PRODUCT AND THE SHADE MIGHT BE DIFFERENT.
6. ELV 及び RoHS 適合品
 ELV AND RoHS COMPLIANT
7. トレードマーク: Mプラス1~2文字のアルファベットにて構成 (例 MXJ)
 但し "J" は JAPAN を示す。
 キャビティ番号: 1桁~2桁の数字で構成。
 金型番号: アルファベット4文字にて構成。
 TRADE MARK: FORMED BY M AND 1~2 MORE LETTER OF ALPHABET (e.g. MXJ). BUT "J" MEANS JAPAN.
 CAVITY NO.: FORMED BY 1 DIGIT TO 2 DIGIT NUMBERS.
 MOLD NO.: FORMED BY 1 LETTER OF ALPHABET.

REVISED EC NO. J2014-1798 DRAWN: TAJIMA01 2014/06/10 CHKD: KASAKAWA 2014/06/11 APPR: NUKITA 2014/06/12	GENERAL TOLERANCES (UNLESS SPECIFIED)		DIMENSION STYLE MM ONLY		SCALE 4:1	DESIGN UNITS METRIC	THIRD ANGLE PROJECTION
	10 UNDER	± 0.2	DRAWN BY TAJIMA01	DATE 2014/06/10	TITLE 1.5 W/B CONN. SINGLE DIP ST REC. ASS'Y 2-15CKT		
	10 OVER 30 UNDER	± 0.25	CHECKED BY KASAKAWA	DATE 2014/06/11			
	30 OVER	± 0.3	APPROVED BY NUKITA	DATE 2014/06/12			
ANGULAR ±3 °		MATERIAL NO. SEE TABLE		DOCUMENT NO. SD-503159-001	SHEET NO. 3 OF 3		
DRAFT WHERE APPLICABLE MUST REMAIN WITHIN DIMENSIONS		THIS DRAWING CONTAINS INFORMATION THAT IS PROPRIETARY TO MOLEX INCORPORATED AND SHOULD NOT BE USED WITHOUT WRITTEN PERMISSION					