Excellent Integrated System Limited

Stocking Distributor

Click to view price, real time Inventory, Delivery & Lifecycle Information:

TE Connectivity AMP Connectors
794430-1

For any questions, you can email us directly:
sales@integrated-circuit.com

THIS DRAWING IS UNPUBLISHED. RELEASED FOR PUBLICATION 19 .
© COPYRIGHT 19 BY AMP INCORPORATED. ALL RIGHTS RESERVED.

REVISIONS					
LTR	DESCRIPTION	DATE	DWN	APVD
C	REVISED PER EC 0513-0122-02	22APR02	DD	CC

1. MATERIAL: HOUSING - NYLON, UL94V-0 (COLOR - BLACK).
   CONTACTS - 0.25 THK COPPER ALOY.
2. CONTACT FINISH: 0.003 MIN THK TIN-LEAD OVER 0.00127 MIN THK NICKEL, ALL OVER.
3. CONTACT OMITTED FROM POSITION SHOWN.
4. SOLDER TAIL MEETS AMP SOLDERABILITY SPECIFICATION 109-11-2.
5. MATES WITH SIMILARLY PLATED AMP-DUAC™ POWER CONNECTOR RECEPTACLE HOUSINGS/SOCKET CONTACTS.

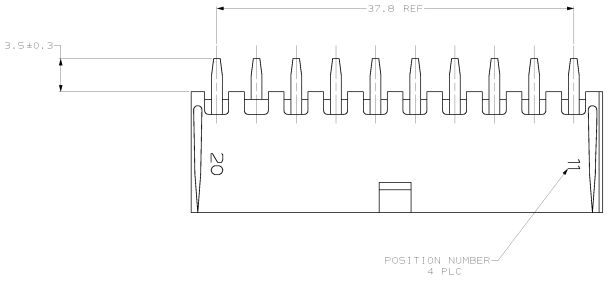

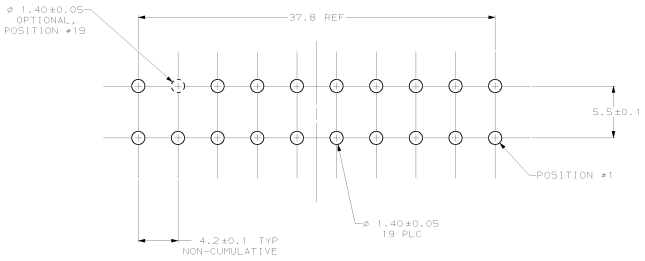

RECOMMENDED MOUNTING HOLE PATTERN
FOR 1.78 MAX THICK P.C. BOARD
COMPONENT SIDE SHOWN

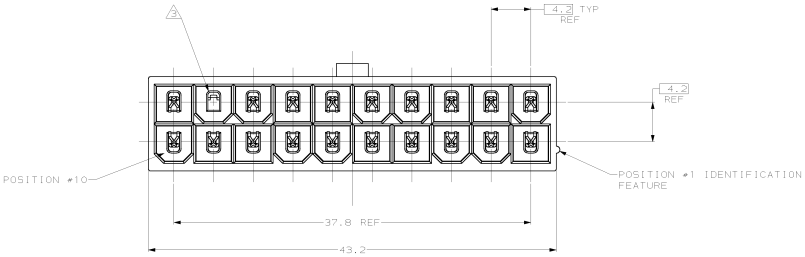

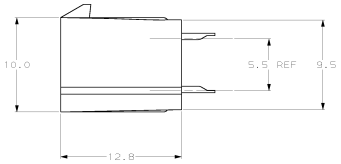

MATERIAL	FINISH	MATERIAL	COLOR	794430-1
CONTACT		HOUSING		PART NUMBER

THIS DRAWING IS A CONTROLLED DOCUMENT.

DIMENSIONS: mm

UNLESS SPECIFIED: X PLC ±- ; X PLC ±0.2 ; X PLC ±0.13 ; X PLC ±- ; X PLC ±- ; ANGLES ±- ; FINISH ; ROUGH

MATERIAL: SEE TABLE

FINISH: SEE TABLE

DWN R. VESTAL 3-18-96
CHK R. SWING 3-18-96
APVD — CASH 3-18-96

PRODUCT SPEC 108-1699
APPLICATION SPEC —
WEIGHT —

AMP Incorporated
Harrisburg, PA 17105-3608

ASSEMBLY, HEADER, HI-TEMP, VERTICAL,
20 POSITION, CIRCUIT 19 OMITTED,
AMP-DUAC(TM) POWER CONNECTOR

SIZE A1 | CAGE CODE 00779 | DRAWING NO C-794430 | RESTRICTED TO —

CUSTOMER DRAWING | SCALE 5:1 | SHEET 1 OF 1 | REV C

METRIC

AMP 4005 REV 27JUN96

22-APR-02 11:54:45 amp3051 /home/amp3051/cdemod