

Excellent Integrated System Limited

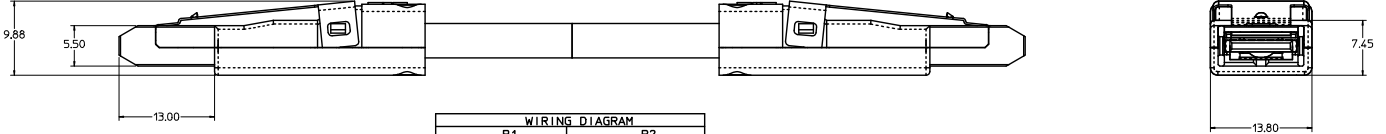
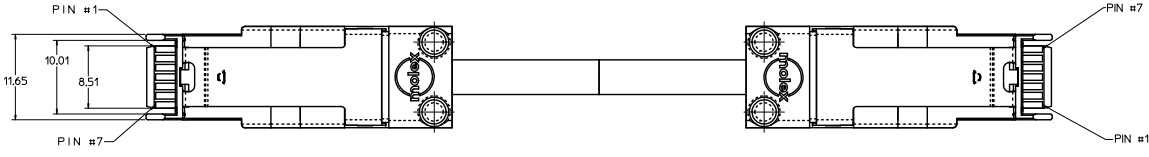
Stocking Distributor

Click to view price, real time Inventory, Delivery & Lifecycle Information:

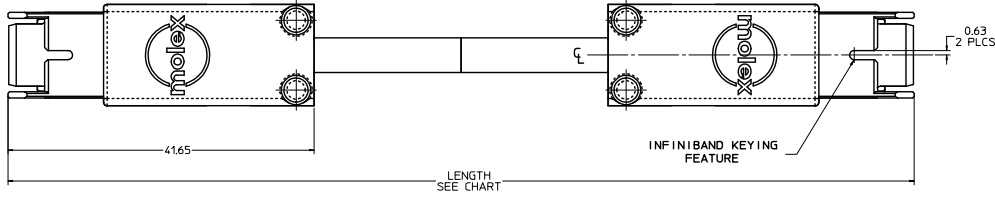
[Molex Connector Corporation](#)
[0739392004](#)

For any questions, you can email us directly:

sales@integrated-circuit.com



WIRING DIAGRAM			
PIN	P1 SIGNAL	PIN	P2 SIGNAL
1	GROUND	7	GROUND
2	Rx+	6	Tx+
3	Rx-	5	Tx-
4	GROUND	4	GROUND
5	Tx-	3	Rx-
6	Tx+	2	Rx+
7	GROUND	1	GROUND



MOLEX P/N	LENGTH
739392001	0.5 M ± 0.03 M
739392002	1 M ± 0.05 M
739392003	2 M ± 0.06 M
739392004	3 M ± 0.07 M
739392005	5 M ± 0.08 M
739392011	7 M ± 0.08 M
739392017	.3 M ± 0.03 M

NOTES:

- MATERIAL:
HOUSING - ZINC DIE CAST
LATCH - PHOS BRONZE
PCB - FR-4
RIVET - STEEL
- CHARACTERISTIC IMPEDANCE 100 OHMS DIFFERENTIALLY

ADDED P/N EC NCLAS72009-0568 2009/06/17 MORNINGLERNING CHYKOSCHNESTER 2009/06/22 APPROVED DATE 2009/06/22 MOL ELECTRONICS	QUALITY SYMBOLS	GENERAL TOLERANCES (UNLESS SPECIFIED)	DIMENSION STYLE	SCALE	DESIGN UNITS	THIRD ANGLE PROJECTION	
	4 PLACES ± 0.05 3 PLACES ± 0.10 2 PLACES ± 0.25 1 PLACE ± 0.3 ANGULAR ± 2°	mm INCH ± 0.05 ± 0.002 ± 0.10 ± 0.004 ± 0.25 ± 0.010 ± 0.3 ± 0.012 ± 2° ± 0.050	DRAWN BY: DSL CHECKED BY: DATE APPROVED BY: DLD DATE: 2001/05/29	MM ONLY	1:1	METRIC	TITLE: HSSDC II PLUG TO PLUG INFINIBAND KEYING OPTION CABLE ASSEMBLY MATERIAL NO: SEE CHART MOLEX INCORPORATED
	DRAFT WHERE APPLICABLE MUST REMAIN WITHIN DIMENSIONS		SEE CHART		SD-73939-200		SHEET NO. 1 OF 1
	THIS DRAWING CONTAINS INFORMATION THAT IS PROPRIETARY TO MOLEX INCORPORATED AND SHOULD NOT BE USED WITHOUT WRITTEN PERMISSION						