

Excellent Integrated System Limited

Stocking Distributor

Click to view price, real time Inventory, Delivery & Lifecycle Information:

[Molex Connector Corporation](#)

[0010181040](#)

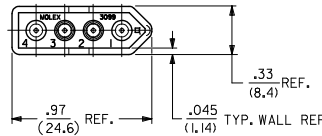
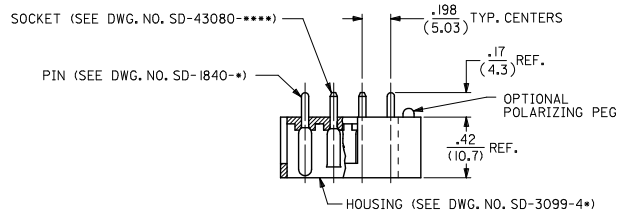
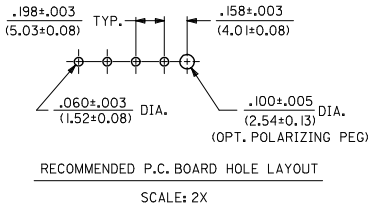
For any questions, you can email us directly:

sales@integrated-circuit.com

PART NO.	ENG. NUMBER	TERMINAL LOCATION (SEE CHART)	MAT'L	POLAR. PEG	PLATING (SEE CHART)
10-18-1041	A-3099-P4	A	V-0	YES	B
10-18-1042	A-3099-P4A	B	V-0	YES	B
10-18-1043	A-3099-P4B	C	V-0	YES	B
10-18-1044	A-3099-P4C	D	V-0	YES	B
10-18-1045	A-3099-P4D	E	V-0	YES	B
10-18-1046	A-3099-P4E	F	V-0	YES	B
10-18-1047	A-3099-P4F	G	V-0	YES	B
10-18-1048	A-3099-P4H	H	V-0	YES	B
10-18-1049	A-3099-P4J	I	V-0	YES	B
10-18-1050	A-3099-P4K	J	V-0	YES	B
10-18-1040	A-3099-P4M	K	V-0	YES	B
38-00-1390	A-3099-P4N	L	V-0	YES	B

TERMINAL LOCATION CHART (M=MALE, F=FEMALE, B=BLANK)	
TERMINAL LOCATION CODE	CIRCUIT NO.
A	M M M M M
B	F F F F F
C	F M M M M
D	M M F F F
E	M M F F F
F	M M M M F
G	M M F M M
H	M M F M M
I	M F M M F
J	F F M M M
K	F M B B B
L	M B M M M

PLATING CODE	PLATING
A	UNPLATED
B	PINS ONLY: OVERALL TIN: .00200/(0.00508) MIN. OVER COPPER: .000100/(0.00254) MIN. SOCKETS ONLY: OVERALL TIN: .000050/(0.00127) MIN. OVER NICKEL: .000050/(0.00127) MIN.



- MATERIAL:
HOUSING: UNFILLED POLYESTER, 94V-0, COLOR-BLACK
PIN TERMINAL: CARTRIDGE BRASS
SOCKET TERMINAL: PHOSPHOR BRONZE
- FINISH: SEE TABLE
- PRODUCT SPECIFICATION: N/A
- PACKAGING SPECIFICATION: PK-3099-002
- MATES WITH MOLEX 1490 RECEPTACLES AND .093/(2.36) SERIES TERMINALS
- ASSEMBLIES TO BE MOUNTED ON SUPPORTED EDGE OF P.C. BOARD

ADD PKG SPECS EC NO: UCP2013-4695 2013/04/30 DRWING: HMG CHKD: JELL APPR: SMTH 2013/05/13 DESCRIPTION REV	QUALITY SYMBOLS	GENERAL TOLERANCES (UNLESS SPECIFIED)	DIMENSION STYLE IN/MM	SCALE 2:1	DESIGN UNITS INCH	THIRD ANGLE PROJECTION																																
	$\nabla=0$ $\nabla=0$	<table border="1"> <tr><th colspan="2">mm</th><th colspan="2">INCH</th></tr> <tr><td>4 PLACES</td><td>±---</td><td>±---</td><td>±---</td></tr> <tr><td>3 PLACES</td><td>±---</td><td>±.010</td><td>±---</td></tr> <tr><td>2 PLACES</td><td>±0.25</td><td>±.014</td><td>±---</td></tr> <tr><td>1 PLACE</td><td>±0.35</td><td>±---</td><td>±---</td></tr> </table>	mm		INCH		4 PLACES	±---	±---	±---	3 PLACES	±---	±.010	±---	2 PLACES	±0.25	±.014	±---	1 PLACE	±0.35	±---	±---	<table border="1"> <tr><td>DRAWN BY</td><td>DATE</td></tr> <tr><td>GEP</td><td>1989/05/25</td></tr> <tr><td>CHECKED BY</td><td>DATE</td></tr> <tr><td>RW</td><td>1989/05/25</td></tr> <tr><td>APPROVED BY</td><td>DATE</td></tr> <tr><td>RAS</td><td>1989/05/25</td></tr> </table>	DRAWN BY	DATE	GEP	1989/05/25	CHECKED BY	DATE	RW	1989/05/25	APPROVED BY	DATE	RAS	1989/05/25	CONNECTOR ASSEMBLY ENCLOSED WAFER 4 CIRCUIT		
	mm		INCH																																			
	4 PLACES	±---	±---	±---																																		
3 PLACES	±---	±.010	±---																																			
2 PLACES	±0.25	±.014	±---																																			
1 PLACE	±0.35	±---	±---																																			
DRAWN BY	DATE																																					
GEP	1989/05/25																																					
CHECKED BY	DATE																																					
RW	1989/05/25																																					
APPROVED BY	DATE																																					
RAS	1989/05/25																																					
DRAFT WHERE APPLICABLE MUST REMAIN WITHIN DIMENSIONS	MATERIAL NO. SEE CHART	DOCUMENT NO. SDA-3099-4**	MOLEX INCORPORATED																																			