



Distributor of Molex Connector Corporation: Excellent Integrated System Limited
Datasheet of 0009485086 - Connector Receptacle, Bottom Entry 8 Position 0.156" (3.96mm)
Gold Through Hole

Contact us: sales@integrated-circuit.com Website: www.integrated-circuit.com

Excellent Integrated System Limited

Stocking Distributor

Click to view price, real time Inventory, Delivery & Lifecycle Information:

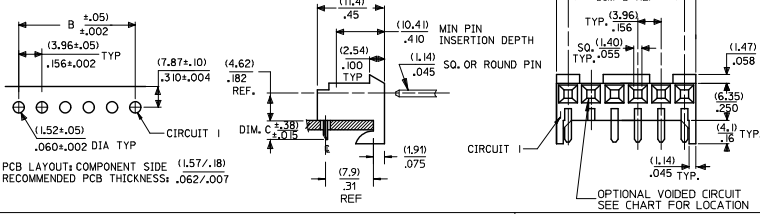
[Molex Connector Corporation](#)
[0009485086](#)

For any questions, you can email us directly:
sales@integrated-circuit.com

Contact us: sales@integrated-circuit.com Website: www.integrated-circuit.com

RIGHT ANGLE

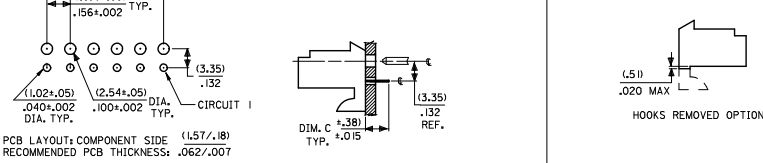
HOUSING: 41815-N-AN-** (WITH RAMP)
 HOUSING: 41815-N-DN-** (WITHOUT RAMP)



DIM. B	DIM. A	NO. OF CKTS
(3.96)	(1.02+.25)	2
.156	.408+.010	2
(7.92)	(1.179+.25)	3
.312	.464+.010	3
(11.89)	(1.152+.25)	4
.468	.620+.010	4
(15.85)	(1.171+.25)	5
.624	.776+.010	5
(19.81)	(2.347+.25)	6
.780	.932+.010	6
(23.77)	(2.764+.30)	7
.936	1.088+.012	7
(27.74)	(3.161+.25)	8
1.092	1.244+.012	8
(31.70)	(3.556+.30)	9
1.248	1.400+.012	9
(35.66)	(3.952+.30)	10
1.404	1.556+.012	10
(39.62)	(4.348+.30)	11
1.560	1.712+.012	11
(43.59)	(4.745+.30)	12
1.716	1.868+.012	12
(47.55)	(5.141+.30)	13
1.872	2.024+.012	13
(51.51)	(5.537+.36)	14
2.028	2.180+.014	14
(55.47)	(5.933+.36)	15
2.184	2.336+.014	15

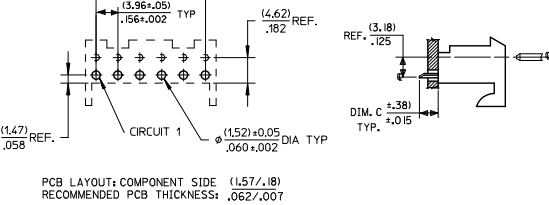
BOTTOM ENTRY

HOUSING: 41815-N-AN-** (WITH RAMP)
 HOUSING: 41815-N-DN-** (WITHOUT RAMP)



TOP ENTRY

HOUSING: 41815-N-AN-** (WITH RAMP)
 HOUSING: 41815-N-DN-** (WITHOUT RAMP)



- NOTES:
 1. MATERIAL: HOUSING: POLYESTER, RATED UL 94V-0. COLOR: NATURAL (WHITE)
 2. FINISH:
 (197) = OVERALL REFLOWED MATTE TIN: 0.00152/.000060 MIN OVER 0.00127/.000050 MIN NICKEL.
 (208) = SELECT GOLD: 0.00038/.000015 MIN. SELECT TIN: 0.00254/.000100 MIN. OVERALL NICKEL UNDERPLATE: 0.00127/.000050 MIN.
 (228) = SELECT GOLD: 0.00076/.000030 MIN. SELECT TIN: 0.00254/.000100 MIN. OVERALL NICKEL UNDERPLATE: 0.00127/.000050 MIN.
 (909) = OVERALL TIN: 0.00254/.000100 MIN.
 3. PRODUCT SPECIFICATION: PS-08-50
 4. PACKAGING: SEE CHARTS
 5. FOR TOP ENTRY AND RIGHT ANGLE ASSEMBLIES WITH LOWER INSERTION FORCE USE SINGLE BEAM CONTACT, (TERMINAL NO. 4244)
 6. SOLDERABILITY: WHEN PARTS ARE SOLDERED AT A TEMPERATURE OF 230°C (446°F) FOR 5 SECONDS EACH SOLDERED SURFACE SHALL BE A MINIMUM OF 95% COVERED WITH A SMOOTH CONTINUOUS ADHERENT COATING. FOR ADDITIONAL INFORMATION SEE SMES-152.
 7. PARTS ARE STACKABLE END TO END ON (3.96)/.156 CENTERLINE.
 8. THIS PART CONFORMS TO CLASS B REQUIREMENTS OF COSMETIC SPEC PS-45499-002.

ADD: 41815-0687 LEC NO: UCP2015-1957 DRWING: PPER 2014/09/30 CHKDRWING: CHEN 2014/09/30 APPR: SHTH 2014/10/23	QUALITY SYMBOLS 	GENERAL TOLERANCES (UNLESS SPECIFIED)		DIMENSION STYLE		SCALE	DESIGN UNITS	THIRD ANGLE PROJECTION
		mm	INCH	MM/IN	MM/IN			
AN3		4 PLACES ±	±	DRAWN BY SAMIEC	DATE 01/28/87	TITLE	INCH	KK 156 HOUSING PCB 41815 SERIES
		3 PLACES ±	±.010	CHECKED BY SAMIEC	DATE 01/28/87			
		2 PLACES ±	±.015	APPROVED BY LENZ	DATE 01/28/87			
		1 PLACE ±	±	MATERIAL NO. SEE CHART	DOCUMENT NO. SDA-41815	SHEET NO. 1 OF *		
		0 PLACE ±	±	THIS DRAWING CONTAINS INFORMATION THAT IS PROPRIETARY TO MOLEX INCORPORATED AND SHOULD NOT BE USED WITHOUT WRITTEN PERMISSION				