

Excellent Integrated System Limited

Stocking Distributor

Click to view price, real time Inventory, Delivery & Lifecycle Information:

[Phoenix Contact](#)
[1881341](#)

For any questions, you can email us directly:

sales@integrated-circuit.com




Extract from the online catalog

FK-MC 0,5/ 4-ST-2,5

Order No.: 1881341

The figure shows a 10-position version of the product



<http://eshop.phoenixcontact.de/phoenix/treeViewClick.do?UID=1881341>

Plug component, Nominal current: 4 A, Nom. voltage: 100 V, Pitch: 2.5 mm, Number of positions: 4, Connection type: Spring-cage conn., Color: green

Commercial data	
EAN	4017918156596
Pack	50 pcs.
Customs tariff	85366990
Weight/Piece	0.002772 KG
Catalog page information	Page 136 (CC-2009)

Product notes

WEEE/RoHS-compliant since:
01/01/2003



<http://www.download.phoenixcontact.com>
Please note that the data given here has been taken from the online catalog. For comprehensive information and data, please refer to the user documentation. The General Terms and Conditions of Use apply to Internet downloads.

Technical data

Dimensions / positions	
Pitch	2.5 mm
Dimension a	7.5 mm
Number of positions	4

FK-MC 0,5/ 4-ST-2,5 Order No.: 1881341

<http://eshop.phoenixcontact.de/phoenix/treeViewClick.do?UID=1881341>
Technical data

Insulating material group	I
Rated surge voltage (III/3)	1.5 kV
Rated surge voltage (III/2)	2.5 kV
Rated surge voltage (II/2)	2.5 kV
Rated voltage (III/2)	160 V
Rated voltage (II/2)	320 V
Connection in acc. with standard	EN-VDE
Nominal current I_N	4 A
Nominal voltage U_N	100 V
Nominal cross section	0.5 mm ²
Maximum load current	4 A (with 0.5 mm ² conductor cross section)
Insulating material	PA
Inflammability class acc. to UL 94	V0
Stripping length	8 mm

Connection data

Conductor cross section solid min.	0.14 mm ²
Conductor cross section solid max.	0.5 mm ²
Conductor cross section stranded min.	0.14 mm ²
Conductor cross section stranded max.	0.5 mm ²
Conductor cross section stranded, with ferrule without plastic sleeve min.	0.25 mm ²
Conductor cross section stranded, with ferrule without plastic sleeve max.	0.5 mm ²
Conductor cross section AWG/kcmil min.	26
Conductor cross section AWG/kcmil max	20

Certificates / Approvals


Certification

CB, CUL, GOST, UL, VDE-PZI

CUL

Nominal voltage U_N	125 V
Nominal current I_N	4 A

FK-MC 0,5/ 4-ST-2,5 Order No.: 1881341

<http://eshop.phoenixcontact.de/phoenix/treeViewClick.do?UID=1881341>

AWG/kcmil	28-20
UL	
Nominal voltage U_N	125 V
Nominal current I_N	4 A
AWG/kcmil	28-20

Accessories

Item	Designation	Description
Marking		
0804853	SK 2,54/2,8:FORTL.ZAHLEN	Marker card, printed horizontally, self-adhesive, 10-section marker strip, 14 identical decades marked 1-10, 11-20 etc. up to 91-100, sufficient for 140 terminal blocks

Tools		
1205202	SZS 0,4X2,0	Screwdriver, bladed, matches all screw terminal blocks up to 1.5 mm ² connection cross section, blade width: 2.5 mm, without approvals

Additional products

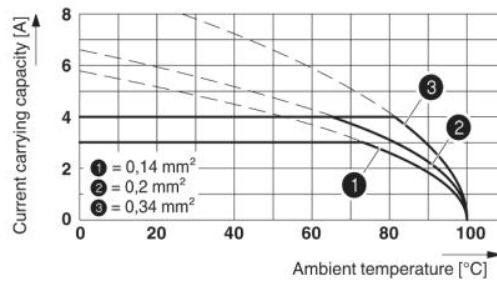
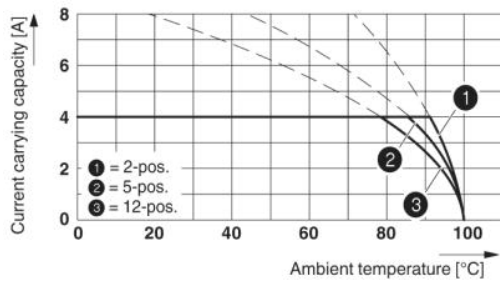
Item	Designation	Description
General		
1881464	MC 0,5/ 4-G-2,5	Header, Nominal current: 4 A, Nom. voltage: 80 V, Pitch: 2.5 mm, Number of positions: 4, Color: green, Assembly: Soldering
1894820	MCD 0,5/ 4-G1-2,5	Header, Nominal current: 4 A, Nom. voltage: 80 V, Pitch: 2.5 mm, Number of positions: 4, Color: green, Assembly: Soldering
1894930	MCDV 0,5/ 4-G1-2,5	Header, Nominal current: 4 A, Nom. voltage: 80 V, Pitch: 2.5 mm, Number of positions: 4, Color: green, Assembly: Soldering
1881574	MCV 0,5/ 4-G-2,5	Header, Nominal current: 4 A, Nom. voltage: 80 V, Pitch: 2.5 mm, Number of positions: 4, Color: green, Assembly: Soldering

FK-MC 0,5/ 4-ST-2,5 Order No.: 1881341

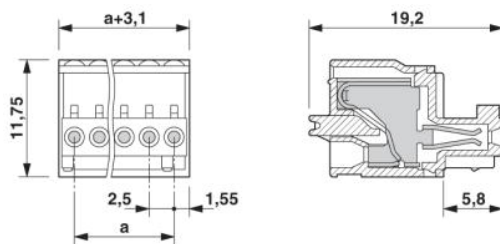
<http://eshop.phoenixcontact.de/phoenix/treeViewClick.do?UID=1881341>

Diagrams/Drawings

Diagram



Dimensioned drawing



FK-MC 0,5/ 4-ST-2,5 Order No.: 1881341

<http://eshop.phoenixcontact.de/phoenix/treeViewClick.do?UID=1881341>

Address

PHOENIX CONTACT Deutschland GmbH
Flachsmarktstr. 8
32825 Blomberg, Germany
Phone +49 5235 3 12000
Fax +49 5235 3 41200
<http://www.phoenixcontact.de>



© 2010 Phoenix Contact
Technical modifications reserved;