# Excellent Integrated System Limited

Stocking Distributor

Click to view price, real time Inventory, Delivery & Lifecycle Information:

Amphenol RF
252138

For any questions, you can email us directly:
sales@integrated-circuit.com

| REV. | DATE | DESCRIPTION |
|---|---|---|
| NC | 01/22/98 | INITIAL RELEASE |
| A | 08/26/07 | REVISE BARREL AND FERRULE, UPDATE DRAWING FORMAT |

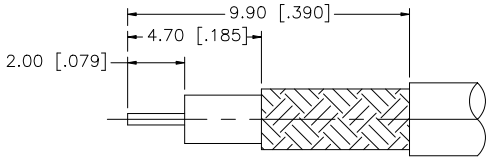


RECOMMENDED CABLE
STRIPPING DIMENSIONS

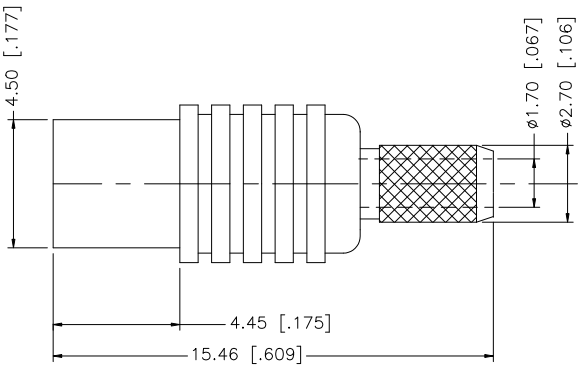


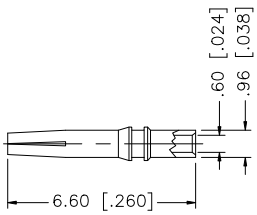


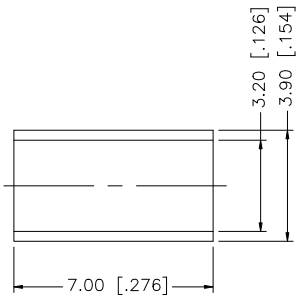


NOTE:
1. CRIMPED FERRULE HEX CRIMP SIZE .128"
2. CONTACT PIN TO SOLDER.

| | DESCRIPTION | MATERIAL | FINISH | QTY |
|---|---|---|---|---|
| 8 | | | | |
| 7 | | | | |
| 6 | | | | |
| 5 | | | | |
| 4 | FERRULE | COPPER | NICKEL | 1 |
| 3 | CONTACT PIN | BER. COPPER | GOLD | 1 |
| 2 | INSULATOR | TEFLON | NATURAL | 1 |
| 1 | BODY | BRASS | NICKEL | 1 |

UNLESS OTHERWISE SPECIFIED DIMENSIONS ARE IN MILLIMETERS. DIMENSIONS IN [ ] ARE IN INCHES AND FOR CUSTOMER REFERANCE ONLY.

UNLESS OTHERWISE SPECIFIED TOLERANCES FOR MILLIMETERS ARE:
0.5 – 8mm ± 0.20mm
8 – 30mm ± 0.40mm
30 – 120mm ± 0.50mm

UNLESS OTHERWISE SPECIFIED TOLERANCES FOR INCHES ARE:
.020 – .315 = ± 0.007"
.315 – 1.180 = ± 0.015"
1.180 – 4.724 = ± 0.020"

DO NOT SCALE DRAWING

| APPROVALS | | DATE |
|---|---|---|
| DRAWN | G.R.S. | 08/26/07 |
| CHECKED | | |
| ISSUED | | |
| SHEET | 1 OF 1 | |

CAD FILE C:/252/252138.DWG

**Amphenol Connex**

PART DESCRIPTION
MCX CRIMP JACK
(FOR RG-174/U, 188A/U, 316/U)

PART NO. 252138

DWG. NO. 252138.DWG | REV. A | SIZE A | SCALE NA