

## Excellent Integrated System Limited

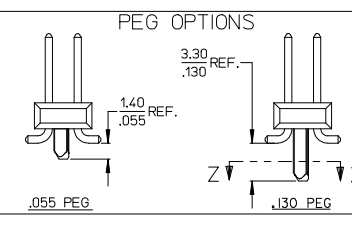
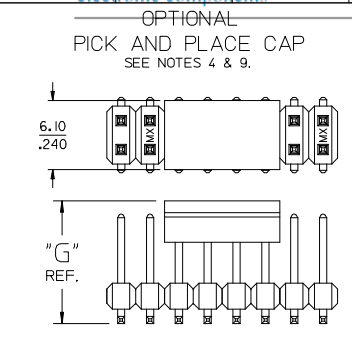
Stocking Distributor

Click to view price, real time Inventory, Delivery & Lifecycle Information:

[Molex Connector Corporation](#)  
[0015910407](#)

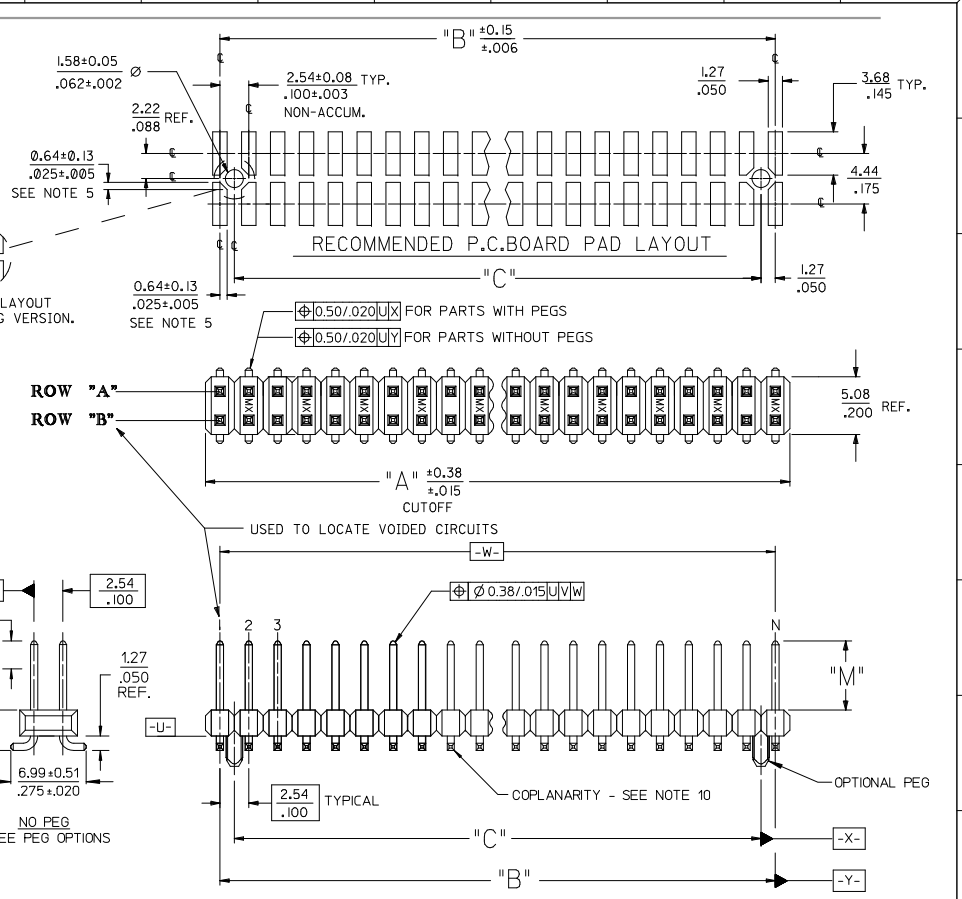
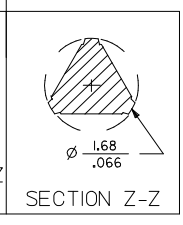

For any questions, you can email us directly:

[sales@integrated-circuit.com](mailto:sales@integrated-circuit.com)



- NOTES:**
- MATERIALS:** INSULATOR: GLASS FILLED LIQUID CRYSTAL POLYMER (LCP), UL94 V-0, COLOR: BLACK  
TERMINAL: COPPER ALLOY
  - FINISH:**  
59 TIN - 0.00150/.00059 MIN. BRIGHT TIN OVER NICKEL OVERALL.  
150 TIN - 0.00381/.00150 MIN. BRIGHT TIN OVER NICKEL OVERALL.  
REFLOWED MATTE TIN - 0.00152/.00060 MIN. REFLOWED MATTE TIN OVER NICKEL OVERALL.  
15 GOLD - 0.00038/.00015 MIN. GOLD IN SELECT AREA OVER 0.00191/.00075 MIN. TIN IN SELECT AREA OVER NICKEL OVERALL.  
30 GOLD - 0.00076/.00030 MIN. GOLD IN SELECT AREA OVER 0.00191/.00075 MIN. TIN IN SELECT AREA OVER NICKEL OVERALL.  
50 GOLD - 0.00127/.00050 MIN. GOLD IN SELECT AREA OVER 0.00254/.00100 MIN. TIN IN SELECT AREA OVER NICKEL OVERALL.
  - PART TO CONFORM TO PS-71308.
  - PACKAGING (SEE CHARTS): BULK: PER PK-70873-0353  
TUBES: PER PK-70873-0041.  
71308-82\*\* IN TUBES: PER PK-70873-042.  
TUBES W/ VAC CAPS: PER PK-70873-0691  
TAPE AND REEL W/ VAC CAPS: PER PK-70873-0805.  
SEE SHEET 3 FOR TAPE & REEL PRODUCT WITH SHALLOW POCKET REQUIREMENTS.
  - TYP. DIMENSIONS FOR LANDS SURROUNDING HOLES FOR RETENTION PEGS.
  - PIN SOLERABILITY PER MOLEX SPEC. SMES-152.
  - SEE SHEETS 2-6 FOR CHARTED DIMS., PART/EDP NO'S, AND VOIDED CIRCUITS.
  - PIN PUSHOUT FORCE: 3 LBS. MINIMUM.
  - PICK-N-PLACE CAPS WILL BE PLACED SO THAT VACUUM PICK UP AREA WILL BE IN CENTER OF PART.
  - COPLANARITY FOR CIRCUIT SIZES UP TO 40 IS 0.15 MM/0.06 INCH. FOR CIRCUIT SIZES 42 AND LARGER, CONTACT MOLEX SALES DEPARTMENT.
  - THIS PART CONFORMS TO CLASS B REQUIREMENTS OF COSMETIC SPECIFICATION PS-45499-002.
  - MEASURE POINT FOR PLATING THICKNESS.

DIM. "M"	DIM. "G"
6.10 .240	10.67 .420
8.13 .320	12.70 .500




REV	DESCRIPTION
1	71308-8426 PLATING
2	EC NO: UCP2014-4901
3	DRW/KJPPER 2/15/08/12
4	CHK/KMGUTEN 2/15/08/12
5	APPROV/STH 2/15/09/10

QUALITY SYMBOLS	GENERAL TOLERANCES (UNLESS SPECIFIED)
∇=0	4 PLACES ± --- INCH
∇=0.05	3 PLACES ± --- ±.005
∇=0.10	2 PLACES ± 0.13 ±.010
∇=0.25	1 PLACE ± 0.25 ± ---
∇=---	0 PLACE ± --- ± ---
	ANGULAR ±1/2°

DIMENSION STYLE	SCALE	DESIGN UNITS	THIRD ANGLE PROJECTION
MM/IN	INCH	INCH	THIRD ANGLE PROJECTION

DRAWN BY	DATE	TITLE	DOCUMENT NO.	SHEET NO.
KMS	1999/10/15	SALES ASSY INSULATOR DUAL ROW SMT W/BREAK-OFF .025SQ PIN GULLWING .100	SD-71308-001	1 OF 6



Distributor of Molex Connector Corporation: Excellent Integrated System Limited

Datasheet of 0015910407 - CONN HEADER 40POS GOLD SMD

Contact us: sales@integrated-circuit.com Website: www.integrated-circuit.com

Main product specification table with columns for packaging, dimensions, and part numbers. Includes rows for DIM. A, DIM. B, and various part numbers from 04 to 100.

Technical drawing area containing a large 'NO PEG VERSION' watermark, a table of general tolerances (mm and inch), dimension style (MM/IN), scale, design units, and third angle projection information. Includes Molex logo and part number SD-71308-001.




		IN TAPE AND REEL WITH SHALLOW POCKET TAPE				BULK / IN TUBES				
PACKAGING SEE NOTE 4. SHT 1		4-8 CKT	TAPE-N-REEL W/ VAC CAPS	TAPE-N-REEL W/ VAC CAPS				BULK	BULK	
		10-100 CKT	TAPE-N-REEL W/ VAC CAPS	TAPE-N-REEL W/ VAC CAPS				TUBES	TUBES	
DIM. M±0.25 MM			6.10 (.240)	6.10 (.240)				8.13 (.320)	13.59 (.535)	
PLATING			30 GOLD	15 GOLD				150 TIN	150 TIN	
DIM. H			2.54 (.100)	2.54 (.100)				4.57 (.180)	4.57 (.180)	
CKTS	DIM. A		DIM. B		EDP NUMBER	EDP NUMBER		EDP NUMBER	EDP NUMBER	CKTS
	MM	IN	MM	IN						
04	5.08	.200	2.54	.100						04
06	7.62	.300	5.08	.200		015-91-6068				06
08	10.16	.400	7.62	.300		015-91-6088				08
10	12.70	.500	10.16	.400		015-91-6108		713088010	71308-8210	10
12	15.24	.600	12.70	.500						12
14	17.78	.700	15.24	.600	015-91-6148					14
16	20.32	.800	17.78	.700				713088016		16
18	22.86	.900	20.32	.800						18
20	25.40	1.000	22.86	.900						20
22	27.94	1.100	25.40	1.000						22
24	30.48	1.200	27.94	1.100						24
26	33.02	1.300	30.48	1.200						26
28	35.56	1.400	33.02	1.300						28
30	38.10	1.500	35.56	1.400						30
32	40.64	1.600	38.10	1.500						32
34	43.18	1.700	40.64	1.600						34
36	45.72	1.800	43.18	1.700						36
38	48.26	1.900	45.72	1.800						38
40	50.80	2.000	48.26	1.900						40
42	53.34	2.100	50.80	2.000						42
44	55.88	2.200	53.34	2.100						44
46	58.42	2.300	55.88	2.200						46
48	60.96	2.400	58.42	2.300						48
50	63.50	2.500	60.96	2.400						50
52	66.04	2.600	63.50	2.500						52
54	68.58	2.700	66.04	2.600						54
56	71.12	2.800	68.58	2.700						56
58	73.66	2.900	71.12	2.800						58
60	76.20	3.000	73.66	2.900						60
62	78.74	3.100	76.20	3.000						62
64	81.28	3.200	78.74	3.100						64
66	83.82	3.300	81.28	3.200						66
68	86.36	3.400	83.82	3.300						68
70	88.90	3.500	86.36	3.400						70
72	91.44	3.600	88.90	3.500						72
74	93.98	3.700	91.44	3.600						74
76	96.52	3.800	93.98	3.700						76
78	99.06	3.900	96.52	3.800						78
80	101.60	4.000	99.06	3.900						80
82	104.14	4.100	101.60	4.000						82
84	106.68	4.200	104.14	4.100						84
86	109.22	4.300	106.68	4.200						86
88	111.76	4.400	109.22	4.300						88
90	114.30	4.500	111.76	4.400						90
92	116.84	4.600	114.30	4.500						92
94	119.38	4.700	116.84	4.600						94
96	121.92	4.800	119.38	4.700						96
98	124.46	4.900	121.92	4.800						98
100	127.00	5.000	124.46	4.900						100

NO PEG VERSION  
(ALSO SEE SHEET 2)

SEE SHEET 1 EC NO: UCP2014-4901 DRAWN BY: 2015/08/12 CHKD: 2015/08/12 APPROV: 2015/09/10	QUALITY SYMBOLS ∇=0 ∇=0 ∇=0	GENERAL TOLERANCES (UNLESS SPECIFIED)		DIMENSION STYLE		SCALE	DESIGN UNITS	THIRD ANGLE PROJECTION	
		mm	INCH	MM/IN					
		4 PLACES ±---	±---	DRAWN BY	DATE	TITLE			
		3 PLACES ±---	±.005	KMS	1999/10/15	SALES ASSY INSULATOR DUAL ROW SMT W/BREAK-OFF .025SQ PIN GULLWING .100			
2 PLACES ±0.13	±.010	CHECKED BY	DATE	<b>molex</b> MATERIAL NO. DOCUMENT NO. SHEET NO. SEE TABLE SD-71308-001 3 OF 6					
1 PLACE ±0.25	±---	APPROVED BY	DATE						
0 PLACE ±---	±---	KMS	1999/10/15	THIS DRAWING CONTAINS INFORMATION THAT IS PROPRIETARY TO MOLEX INCORPORATED AND SHOULD NOT BE USED WITHOUT WRITTEN PERMISSION					





Distributor of Molex Connector Corporation: Excellent Integrated System Limited


Datasheet of 0015910407 - CONN HEADER 40POS GOLD SMD

Contact us: sales@integrated-circuit.com Website: www.integrated-circuit.com

PKGS	DIM. A		DIM. B		DIM. C		EDP NUMBER	EDP NUMBER	EDP NUMBER	EDP NUMBER	EDP NUMBER	EDP NUMBER	EDP NUMBER	EDP NUMBER	CKTS
	MM	IN	MM	IN	MM	IN									
04	5.08	.200	2.54	.100	-----	-----	015-91-1048	015-91-6047							04
06	7.62	.300	5.08	.200	2.54	.100	015-91-1068	015-91-6067	71308-6106	71308-6206					06
08	10.16	.400	7.62	.300	5.08	.200	015-91-1088	015-91-6087	71308-6108	71308-6208					08
10	12.70	.500	10.16	.400	7.62	.300	015-91-1108	015-91-6107	71308-6110	71308-6210					10
12	15.24	.600	12.70	.500	10.16	.400	015-91-1128								12
14	17.78	.700	15.24	.600	12.70	.500	015-91-1148	015-91-6147							14
16	20.32	.800	17.78	.700	15.24	.600	015-91-1168	015-91-6167							16
18	22.86	.900	20.32	.800	17.78	.700	015-91-1188								18
20	25.40	1.000	22.86	.900	20.32	.800	015-91-1208	015-91-6207							20
22	27.94	1.100	25.40	1.000	22.86	.900	015-91-1228								22
24	30.48	1.200	27.94	1.100	25.40	1.000	015-91-1248								24
26	33.02	1.300	30.48	1.200	27.94	1.100	015-91-1268		71308-6126		71308-8426				26
28	35.56	1.400	33.02	1.300	30.48	1.200	015-91-1288								28
30	38.10	1.500	35.56	1.400	33.02	1.300	015-91-1308								30
32	40.64	1.600	38.10	1.500	35.56	1.400	015-91-1328								32
34	43.18	1.700	40.64	1.600	38.10	1.500	015-91-1348								34
36	45.72	1.800	43.18	1.700	40.64	1.600	015-91-1368								36
38	48.26	1.900	45.72	1.800	43.18	1.700	015-91-1388								38
40	50.80	2.000	48.26	1.900	45.72	1.800	015-91-1408								40
42	53.34	2.100	50.80	2.000	48.26	1.900	015-91-1428								42
44	55.88	2.200	53.34	2.100	50.80	2.000	015-91-1448								44
46	58.42	2.300	55.88	2.200	53.34	2.100	015-91-1468								46
48	60.96	2.400	58.42	2.300	55.88	2.200	015-91-1488								48
50	63.50	2.500	60.96	2.400	58.42	2.300	015-91-1508	015-91-6507							50
52	66.04	2.600	63.50	2.500	60.96	2.400	015-91-1528								52
54	68.58	2.700	66.04	2.600	63.50	2.500	015-91-1548								54
56	71.12	2.800	68.58	2.700	66.04	2.600	015-91-1568								56
58	73.66	2.900	71.12	2.800	68.58	2.700	015-91-1588								58
60	76.20	3.000	73.66	2.900	71.12	2.800	015-91-1608								60
62	78.74	3.100	76.20	3.000	73.66	2.900	015-91-1628								62
64	81.28	3.200	78.74	3.100	76.20	3.000	015-91-1648								64
66	83.82	3.300	81.28	3.200	78.74	3.100	015-91-1668								66
68	86.36	3.400	83.82	3.300	81.28	3.200	015-91-1688								68
70	88.90	3.500	86.36	3.400	83.82	3.300	015-91-1708								70
72	91.44	3.600	88.90	3.500	86.36	3.400	015-91-1728								72
74	93.98	3.700	91.44	3.600	88.90	3.500	015-91-1748								74
76	96.52	3.800	93.98	3.700	91.44	3.600	015-91-1768								76
78	99.06	3.900	96.52	3.800	93.98	3.700	015-91-1788								78
80	101.60	4.000	99.06	3.900	96.52	3.800	015-91-1808								80
82	104.14	4.100	101.60	4.000	99.06	3.900	71308-6082								82
84	106.68	4.200	104.14	4.100	101.60	4.000	71308-6084								84
86	109.22	4.300	106.68	4.200	104.14	4.100	71308-6086								86
88	111.76	4.400	109.22	4.300	106.68	4.200	71308-6088								88
90	114.30	4.500	111.76	4.400	109.22	4.300	71308-6090								90
92	116.84	4.600	114.30	4.500	111.76	4.400	71308-6092								92
94	119.38	4.700	116.84	4.600	114.30	4.500	71308-6094								94
96	121.92	4.800	119.38	4.700	116.84	4.600	71308-6096								96
98	124.46	4.900	121.92	4.800	119.38	4.700	71308-6098								98
100	127.00	5.000	124.46	4.900	121.92	4.800	71308-6100								100

SHORT PEG VERSION (.055")

SEE SHEET 1 DEC NO: UCP2014-4901 DRWING IPER 2015/08/12 CHK DRWING IEN 2015/08/12 APPR: SMITH 2015/09/10 DESCRIPTION:	QUALITY SYMBOLS 	GENERAL TOLERANCES (UNLESS SPECIFIED)		DIMENSION STYLE		SCALE	DESIGN UNITS	THIRD ANGLE PROJECTION	
				MM/IN			INCH		
				mm	INCH	DRAWN BY	DATE	TITLE	
				4 PLACES ± --- ± ---	3 PLACES ± --- ± ---	KMS	1999/10/15	SALES ASSY INSULATOR DUAL ROW SMT W/BREAK-OFF .025SQ PIN GULLWING .100	
		2 PLACES ± 0.13 ± 0.10	1 PLACE ± 0.25 ± ---	KMS	1999/10/15	molex			
		0 PLACE ± --- ± ---		KMS	1999/10/15	SD-71308-001			
		ANGULAR ±1/2°		MATERIAL NO.		DOCUMENT NO.		SHEET NO.	
		DRAFT WHERE APPLICABLE MUST REMAIN WITHIN DIMENSIONS		SEE TABLE		SD-71308-001		5 OF 6	
		THIS DRAWING CONTAINS INFORMATION THAT IS PROPRIETARY TO MOLEX INCORPORATED AND SHOULD NOT BE USED WITHOUT WRITTEN PERMISSION							



PEG-OPTION

Table with columns for NO PEG VERSION, LONG PEG VERSION (130'), and SHORT PEG VERSION (.055'). Includes sub-headers for PACKAGING, DIMENSIONS, and CKTS.

Technical drawing area containing: SEE SHEET 1, 59 TIN PLATE ASSEMBLIES, QUALITY SYMBOLS, GENERAL TOLERANCES, DIMENSION STYLE, SCALE, DESIGN UNITS, THIRD ANGLE PROJECTION, and MOLEX logo.