

Excellent Integrated System Limited

Stocking Distributor

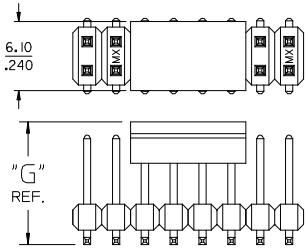
Click to view price, real time Inventory, Delivery & Lifecycle Information:

[Molex Connector Corporation](#)
[0015913320](#)

For any questions, you can email us directly:

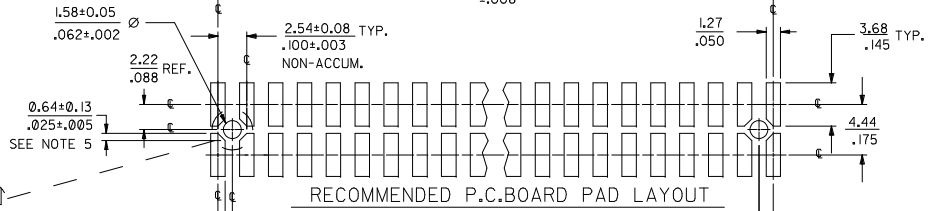
sales@integrated-circuit.com

OPTIONAL PICK AND PLACE CAP
SEE NOTES 4 & 9.



| DIM. "M" | DIM. "G" |
|--------------|---------------|
| 6.10 .240 | 10.67 .420 |
| 8.13 .320 | 12.70 .500 |

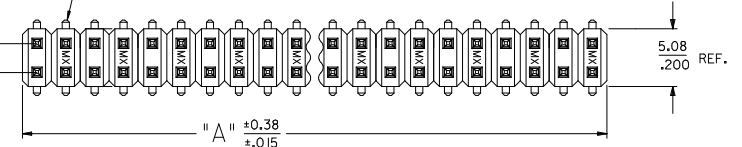
P.C. BOARD PAD LAYOUT AT ENDS FOR NO PEG VERSION.



RECOMMENDED P.C. BOARD PAD LAYOUT

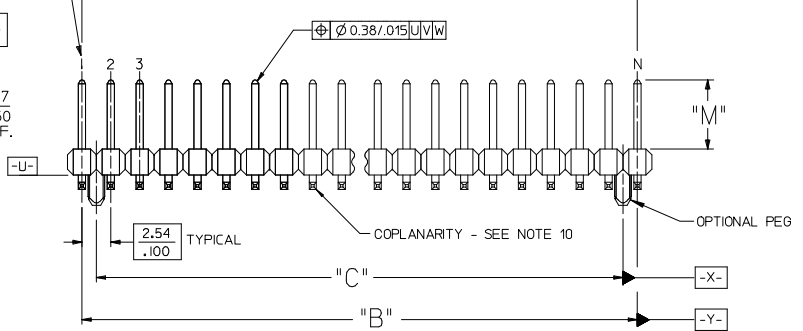
Ø0.50/0.020U|X FOR PARTS WITH PEGS
Ø0.50/0.020U|Y FOR PARTS WITHOUT PEGS

ROW "A"
ROW "B"



USED TO LOCATE VOIDED CIRCUITS

-W-

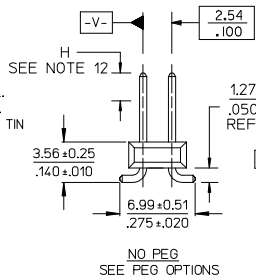


COPLANARITY - SEE NOTE 10


OPTIONAL PEG

NOTES:

- MATERIALS: INSULATOR: GLASS FILLED LIQUID CRYSTAL POLYMER (LCP), UL94 V-0, COLOR: BLACK
TERMINAL: COPPER ALLOY
- FINISH:
59 TIN - 0.00150/0.00059 MIN. BRIGHT TIN OVER NICKEL OVERALL.
150 TIN - 0.00381/0.00150 MIN. BRIGHT TIN OVER NICKEL OVERALL.
REFLOWED MATTE TIN - 0.00152/0.00060 MIN. REFLOWED MATTE TIN OVER NICKEL OVERALL.
15 GOLD - 0.00038/0.00015 MIN. GOLD IN SELECT AREA OVER 0.00191/0.00075 MIN. TIN IN SELECT AREA OVER NICKEL OVERALL.
30 GOLD - 0.00076/0.00030 MIN. GOLD IN SELECT AREA OVER 0.00191/0.00075 MIN. TIN IN SELECT AREA OVER NICKEL OVERALL.
50 GOLD - 0.00127/0.00050 MIN. GOLD IN SELECT AREA OVER 0.00254/0.00100 MIN. TIN IN SELECT AREA OVER NICKEL OVERALL.
- PART TO CONFORM TO PS-71308.
- PACKAGING (SEE CHARTS): BULK: PER PK-70873-0353
TUBES: PER PK-70873-0041.
71308-82** IN TUBES: PER PK-70873-042.
TUBES W/ VAC CAPS: PER PK-70873-0691
TAPE AND REEL W/ VAC CAPS: PER PK-70873-0805.
SEE SHEET 3 FOR TAPE & REEL PRODUCT WITH SHALLOW POCKET REQUIREMENTS.
- TYP. DIMENSIONS FOR LANDS SURROUNDING HOLES FOR RETENTION PEGS.
- PIN SOLERABILITY PER MOLEX SPEC. SMES-152.
- SEE SHEETS 2-6 FOR CHARTED DIMS., PART/EDP NO'S, AND VOIDED CIRCUITS.
- PIN PUSHOUT FORCE: 3 LBS. MINIMUM.
- PICK-N-PLACE CAPS WILL BE PLACED SO THAT VACUUM PICK UP AREA WILL BE IN CENTER OF PART.
- COPLANARITY FOR CIRCUIT SIZES UP TO 40 IS 0.15 MM/0.06 INCH. FOR CIRCUIT SIZES 42 AND LARGER, CONTACT MOLEX SALES DEPARTMENT.
- THIS PART CONFORMS TO CLASS B REQUIREMENTS OF COSMETIC SPECIFICATION PS-45499-002.
- MEASURE POINT FOR PLATING THICKNESS.



| QUALITY SYMBOLS | GENERAL TOLERANCES (UNLESS SPECIFIED) | | DIMENSION STYLE | | SCALE | DESIGN UNITS | THIRD ANGLE PROJECTION |
|-----------------|-------------------------------------------------------------------------------------------------------------------------------|--------|-----------------|------------|--------------|--------------|------------------------------------------------------------------------------------------------------------------------------------------------------|
| | mm | INCH | MM/IN | DATE | | | |
| ▽=0 | 4 PLACES ± --- | ± --- | KMS | 1999/10/15 | INCH | INCH | TITLE: SALES ASSY INSULATOR DUAL ROW SMT W/BREAK-OFF .025SQ PIN GULLWING .100 molex DOCUMENT NO. SD-71308-001 SHEET NO. 1 OF 6 |
| ▽=0.05 | 3 PLACES ± --- | ± .005 | CHECKED BY | DATE | | | |
| ▽=0.10 | 2 PLACES ± 0.13 | ± .010 | APPROVED BY | DATE | | | |
| ▽=0.25 | 1 PLACE ± 0.25 | ± --- | MATERIAL NO. | DATE | | | |
| ▽=0.50 | 0 PLACE ± --- | ± --- | ANGULAR ±1/2° | | DRAWN BY | | |
| | DRAFT WHERE APPLICABLE MUST REMAIN WITHIN DIMENSIONS | | SEE TABLES | | MATERIAL NO. | | |
| | THIS DRAWING CONTAINS INFORMATION THAT IS PROPRIETARY TO MOLEX INCORPORATED AND SHOULD NOT BE USED WITHOUT WRITTEN PERMISSION | | | | | | |



Distributor of Molex Connector Corporation: Excellent Integrated System Limited

Datasheet of 0015913320 - CONN BKWY HEADER 32POS GOLD SMD

Contact us: sales@integrated-circuit.com Website: www.integrated-circuit.com

Main table with columns for DIM. A, DIM. B, EDP NUMBER, and various connector specifications. Includes rows for DIM. M, PLATING, and DIM. H.

Technical drawing area containing: NO PEG VERSION (SEE ALSO SHEET 3), QUALITY SYMBOLS, GENERAL TOLERANCES (UNLESS SPECIFIED), DIMENSION STYLE, SCALE, DESIGN UNITS, THIRD ANGLE PROJECTION, and MOLEX logo.




13 12 11 10 9 8 7 6 5 4 3 2 1

| | | IN TAPE AND REEL WITH SHALLOW POCKET TAPE | | | | | | BULK / IN TUBES | |
|--------------------------------|--------|-------------------------------------------|----------------------------|-------|----------------------------|---------------|---------------|-----------------|------|
| PACKAGING SEE NOTE 4. SHT 1 | | 4-8 CKT | TAPE-N-REEL W/ VAC CAPS | | TAPE-N-REEL W/ VAC CAPS | | BULK | BULK | |
| | | 10-100 CKT | TAPE-N-REEL W/ VAC CAPS | | TAPE-N-REEL W/ VAC CAPS | | TUBES | TUBES | |
| DIM. M±0.25 MM | | | 6.10 (.240) | | 6.10 (.240) | | 8.13 (.320) | 13.59 (.535) | |
| PLATING | | | 30 GOLD | | 15 GOLD | | 150 TIN | 150 TIN | |
| DIM. H | | | 2.54 (.100) | | 2.54 (.100) | | 4.57 (.180) | 4.57 (.180) | |
| CKTS | DIM. A | | DIM. B | | EDP NUMBER | EDP NUMBER | EDP NUMBER | EDP NUMBER | CKTS |
| | MM | IN | MM | IN | | | | | |
| 04 | 5.08 | .200 | 2.54 | .100 | | | | | 04 |
| 06 | 7.62 | .300 | 5.08 | .200 | | 015-91-6068 | | | 06 |
| 08 | 10.16 | .400 | 7.62 | .300 | | 015-91-6088 | | | 08 |
| 10 | 12.70 | .500 | 10.16 | .400 | | 015-91-6108 | | | 10 |
| 12 | 15.24 | .600 | 12.70 | .500 | | | 713088010 | 71308-8210 | 12 |
| 14 | 17.78 | .700 | 15.24 | .600 | 015-91-6148 | | | | 14 |
| 16 | 20.32 | .800 | 17.78 | .700 | | | 713088016 | | 16 |
| 18 | 22.86 | .900 | 20.32 | .800 | | | | | 18 |
| 20 | 25.40 | 1.000 | 22.86 | .900 | | | | | 20 |
| 22 | 27.94 | 1.100 | 25.40 | 1.000 | | | | | 22 |
| 24 | 30.48 | 1.200 | 27.94 | 1.100 | | | | | 24 |
| 26 | 33.02 | 1.300 | 30.48 | 1.200 | | | | | 26 |
| 28 | 35.56 | 1.400 | 33.02 | 1.300 | | | | | 28 |
| 30 | 38.10 | 1.500 | 35.56 | 1.400 | | | | | 30 |
| 32 | 40.64 | 1.600 | 38.10 | 1.500 | | | | | 32 |
| 34 | 43.18 | 1.700 | 40.64 | 1.600 | | | | | 34 |
| 36 | 45.72 | 1.800 | 43.18 | 1.700 | | | | | 36 |
| 38 | 48.26 | 1.900 | 45.72 | 1.800 | | | | | 38 |
| 40 | 50.80 | 2.000 | 48.26 | 1.900 | | | | | 40 |
| 42 | 53.34 | 2.100 | 50.80 | 2.000 | | | | | 42 |
| 44 | 55.88 | 2.200 | 53.34 | 2.100 | | | | | 44 |
| 46 | 58.42 | 2.300 | 55.88 | 2.200 | | | | | 46 |
| 48 | 60.96 | 2.400 | 58.42 | 2.300 | | | | | 48 |
| 50 | 63.50 | 2.500 | 60.96 | 2.400 | | | | | 50 |
| 52 | 66.04 | 2.600 | 63.50 | 2.500 | | | | | 52 |
| 54 | 68.58 | 2.700 | 66.04 | 2.600 | | | | | 54 |
| 56 | 71.12 | 2.800 | 68.58 | 2.700 | | | | | 56 |
| 58 | 73.66 | 2.900 | 71.12 | 2.800 | | | | | 58 |
| 60 | 76.20 | 3.000 | 73.66 | 2.900 | | | | | 60 |
| 62 | 78.74 | 3.100 | 76.20 | 3.000 | | | | | 62 |
| 64 | 81.28 | 3.200 | 78.74 | 3.100 | | | | | 64 |
| 66 | 83.82 | 3.300 | 81.28 | 3.200 | | | | | 66 |
| 68 | 86.36 | 3.400 | 83.82 | 3.300 | | | | | 68 |
| 70 | 88.90 | 3.500 | 86.36 | 3.400 | | | | | 70 |
| 72 | 91.44 | 3.600 | 88.90 | 3.500 | | | | | 72 |
| 74 | 93.98 | 3.700 | 91.44 | 3.600 | | | | | 74 |
| 76 | 96.52 | 3.800 | 93.98 | 3.700 | | | | | 76 |
| 78 | 99.06 | 3.900 | 96.52 | 3.800 | | | | | 78 |
| 80 | 101.60 | 4.000 | 99.06 | 3.900 | | | | | 80 |
| 82 | 104.14 | 4.100 | 101.60 | 4.000 | | | | | 82 |
| 84 | 106.68 | 4.200 | 104.14 | 4.100 | | | | | 84 |
| 86 | 109.22 | 4.300 | 106.68 | 4.200 | | | | | 86 |
| 88 | 111.76 | 4.400 | 109.22 | 4.300 | | | | | 88 |
| 90 | 114.30 | 4.500 | 111.76 | 4.400 | | | | | 90 |
| 92 | 116.84 | 4.600 | 114.30 | 4.500 | | | | | 92 |
| 94 | 119.38 | 4.700 | 116.84 | 4.600 | | | | | 94 |
| 96 | 121.92 | 4.800 | 119.38 | 4.700 | | | | | 96 |
| 98 | 124.46 | 4.900 | 121.92 | 4.800 | | | | | 98 |
| 100 | 127.00 | 5.000 | 124.46 | 4.900 | | | | | 100 |

NO PEG VERSION
(ALSO SEE SHEET 2)

| | | | | | | | | | |
|------------------------------------------------------------------------------------------------------|--------------------------------------|-------------------------------------------------------------------------------------------------------------------------------|--|------------------|--|--------------------------|--------------|-----------------------------|--|
| SEE SHEET 1 EC NO: UCP2014-4901 DRAWN BY: 2015/08/12 CHKD: 2015/08/12 APPROV: 2015/09/10 | QUALITY SYMBOLS ∇=0 ∇=0 ∇=0 | GENERAL TOLERANCES (UNLESS SPECIFIED) | | DIMENSION STYLE | | SCALE | DESIGN UNITS | THIRD ANGLE PROJECTION | |
| | | | | MM/IN | | | INCH | | |
| | | 4 PLACES ± --- ± --- | | DRAWN BY: KMS | | DATE: 1999/10/15 | | TITLE: SALES ASSY INSULATOR | |
| | | 3 PLACES ± --- ± .005 | | CHECKED BY: KMS | | DATE: 1999/10/15 | | DUAL ROW SMT W/BREAK-OFF | |
| 2 PLACES ± 0.13 ± .010 | | APPROVED BY: KMS | | DATE: 1999/10/15 | | .025SQ PIN GULLWING .100 | | | |
| 1 PLACE ± 0.25 ± --- | | MATERIAL NO. | | DOCUMENT NO. | | SHEET NO. | | | |
| 0 PLACE ± --- ± --- | | SEE TABLE | | SD-71308-001 | | 3 OF 6 | | | |
| DRAFT WHERE APPLICABLE MUST REMAIN WITHIN DIMENSIONS | | THIS DRAWING CONTAINS INFORMATION THAT IS PROPRIETARY TO MOLEX INCORPORATED AND SHOULD NOT BE USED WITHOUT WRITTEN PERMISSION | | | | | | | |

12 11 10 9 8 7 6 5 4 3 2 1



Distributor of Molex Connector Corporation: Excellent Integrated System Limited


Datasheet of 0015913320 - CONN BKWY HEADER 32POS GOLD SMD

Contact us: sales@integrated-circuit.com Website: www.integrated-circuit.com

| CKTS | DIM. A | | DIM. B | | DIM. C | | EDP NUMBER | EDP NUMBER | EDP NUMBER | EDP NUMBER | EDP NUMBER | EDP NUMBER | EDP NUMBER | CKTS |
|------|--------|-------|--------|-------|--------|-------|-------------|-------------|-------------|------------|------------|------------|------------|------|
| | MM | IN | MM | IN | MM | IN | | | | | | | | |
| | 04 | 5.08 | .200 | 2.54 | .100 | ----- | ----- | 015-91-1048 | 015-91-6047 | | | | | |
| 06 | 7.62 | .300 | 5.08 | .200 | 2.54 | .100 | 015-91-1068 | 015-91-6067 | 71308-6106 | 71308-6206 | | | 06 | |
| 08 | 10.16 | .400 | 7.62 | .300 | 5.08 | .200 | 015-91-1088 | 015-91-6087 | 71308-6108 | 71308-6208 | | | 08 | |
| 10 | 12.70 | .500 | 10.16 | .400 | 7.62 | .300 | 015-91-1108 | 015-91-6107 | 71308-6110 | 71308-6210 | | | 10 | |
| 12 | 15.24 | .600 | 12.70 | .500 | 10.16 | .400 | 015-91-1128 | | | | | | 12 | |
| 14 | 17.78 | .700 | 15.24 | .600 | 12.70 | .500 | 015-91-1148 | 015-91-6147 | | | | | 14 | |
| 16 | 20.32 | .800 | 17.78 | .700 | 15.24 | .600 | 015-91-1168 | 015-91-6167 | | | | | 16 | |
| 18 | 22.86 | .900 | 20.32 | .800 | 17.78 | .700 | 015-91-1188 | | | | | | 18 | |
| 20 | 25.40 | 1.000 | 22.86 | .900 | 20.32 | .800 | 015-91-1208 | 015-91-6207 | | | | | 20 | |
| 22 | 27.94 | 1.100 | 25.40 | 1.000 | 22.86 | .900 | 015-91-1228 | | | | | | 22 | |
| 24 | 30.48 | 1.200 | 27.94 | 1.100 | 25.40 | 1.000 | 015-91-1248 | | | | | | 24 | |
| 26 | 33.02 | 1.300 | 30.48 | 1.200 | 27.94 | 1.100 | 015-91-1268 | | 71308-6126 | 71308-8426 | | | 26 | |
| 28 | 35.56 | 1.400 | 33.02 | 1.300 | 30.48 | 1.200 | 015-91-1288 | | | | | | 28 | |
| 30 | 38.10 | 1.500 | 35.56 | 1.400 | 33.02 | 1.300 | 015-91-1308 | | | | | | 30 | |
| 32 | 40.64 | 1.600 | 38.10 | 1.500 | 35.56 | 1.400 | 015-91-1328 | | | | | | 32 | |
| 34 | 43.18 | 1.700 | 40.64 | 1.600 | 38.10 | 1.500 | 015-91-1348 | | | | | | 34 | |
| 36 | 45.72 | 1.800 | 43.18 | 1.700 | 40.64 | 1.600 | 015-91-1368 | | | | | | 36 | |
| 38 | 48.26 | 1.900 | 45.72 | 1.800 | 43.18 | 1.700 | 015-91-1388 | | | | | | 38 | |
| 40 | 50.80 | 2.000 | 48.26 | 1.900 | 45.72 | 1.800 | 015-91-1408 | | | | | | 40 | |
| 42 | 53.34 | 2.100 | 50.80 | 2.000 | 48.26 | 1.900 | 015-91-1428 | | | | | | 42 | |
| 44 | 55.88 | 2.200 | 53.34 | 2.100 | 50.80 | 2.000 | 015-91-1448 | | | | | | 44 | |
| 46 | 58.42 | 2.300 | 55.88 | 2.200 | 53.34 | 2.100 | 015-91-1468 | | | | | | 46 | |
| 48 | 60.96 | 2.400 | 58.42 | 2.300 | 55.88 | 2.200 | 015-91-1488 | | | | | | 48 | |
| 50 | 63.50 | 2.500 | 60.96 | 2.400 | 58.42 | 2.300 | 015-91-1508 | 015-91-6507 | | | | | 50 | |
| 52 | 66.04 | 2.600 | 63.50 | 2.500 | 60.96 | 2.400 | 015-91-1528 | | | | | | 52 | |
| 54 | 68.58 | 2.700 | 66.04 | 2.600 | 63.50 | 2.500 | 015-91-1548 | | | | | | 54 | |
| 56 | 71.12 | 2.800 | 68.58 | 2.700 | 66.04 | 2.600 | 015-91-1568 | | | | | | 56 | |
| 58 | 73.66 | 2.900 | 71.12 | 2.800 | 68.58 | 2.700 | 015-91-1588 | | | | | | 58 | |
| 60 | 76.20 | 3.000 | 73.66 | 2.900 | 71.12 | 2.800 | 015-91-1608 | | | | | | 60 | |
| 62 | 78.74 | 3.100 | 76.20 | 3.000 | 73.66 | 2.900 | 015-91-1628 | | | | | | 62 | |
| 64 | 81.28 | 3.200 | 78.74 | 3.100 | 76.20 | 3.000 | 015-91-1648 | | | | | | 64 | |
| 66 | 83.82 | 3.300 | 81.28 | 3.200 | 78.74 | 3.100 | 015-91-1668 | | | | | | 66 | |
| 68 | 86.36 | 3.400 | 83.82 | 3.300 | 81.28 | 3.200 | 015-91-1688 | | | | | | 68 | |
| 70 | 88.90 | 3.500 | 86.36 | 3.400 | 83.82 | 3.300 | 015-91-1708 | | | | | | 70 | |
| 72 | 91.44 | 3.600 | 88.90 | 3.500 | 86.36 | 3.400 | 015-91-1728 | | | | | | 72 | |
| 74 | 93.98 | 3.700 | 91.44 | 3.600 | 88.90 | 3.500 | 015-91-1748 | | | | | | 74 | |
| 76 | 96.52 | 3.800 | 93.98 | 3.700 | 91.44 | 3.600 | 015-91-1768 | | | | | | 76 | |
| 78 | 99.06 | 3.900 | 96.52 | 3.800 | 93.98 | 3.700 | 015-91-1788 | | | | | | 78 | |
| 80 | 101.60 | 4.000 | 99.06 | 3.900 | 96.52 | 3.800 | 015-91-1808 | | | | | | 80 | |
| 82 | 104.14 | 4.100 | 101.60 | 4.000 | 99.06 | 3.900 | 71308-6082 | | | | | | 82 | |
| 84 | 106.68 | 4.200 | 104.14 | 4.100 | 101.60 | 4.000 | 71308-6084 | | | | | | 84 | |
| 86 | 109.22 | 4.300 | 106.68 | 4.200 | 104.14 | 4.100 | 71308-6086 | | | | | | 86 | |
| 88 | 111.76 | 4.400 | 109.22 | 4.300 | 106.68 | 4.200 | 71308-6088 | | | | | | 88 | |
| 90 | 114.30 | 4.500 | 111.76 | 4.400 | 109.22 | 4.300 | 71308-6090 | | | | | | 90 | |
| 92 | 116.84 | 4.600 | 114.30 | 4.500 | 111.76 | 4.400 | 71308-6092 | | | | | | 92 | |
| 94 | 119.38 | 4.700 | 116.84 | 4.600 | 114.30 | 4.500 | 71308-6094 | | | | | | 94 | |
| 96 | 121.92 | 4.800 | 119.38 | 4.700 | 116.84 | 4.600 | 71308-6096 | | | | | | 96 | |
| 98 | 124.46 | 4.900 | 121.92 | 4.800 | 119.38 | 4.700 | 71308-6098 | | | | | | 98 | |
| 100 | 127.00 | 5.000 | 124.46 | 4.900 | 121.92 | 4.800 | 71308-6100 | | | | | | 100 | |

SHORT PEG VERSION (.055")

| | | | | | | |
|-------------------------------------------------------------------------------------------------------------------------------------|--------------------------------------|------------------------------------------------------------------------------------------------------------------------|------------------------------------------------------------------------------------------------------------|---------------------------|------------------------------|-------------------------------------------------------------------------------------------------------|
| SEE SHEET 1 DEC NO: UCP2014-4901 DRWING IPER 2015/08/12 CHK DRWING IEN 2015/08/12 APPR: SMITH 2015/09/10 DESCRIPTION | QUALITY SYMBOLS ∇=0 ▽=0 ▽=0 | GENERAL TOLERANCES (UNLESS SPECIFIED) | DIMENSION STYLE | SCALE | DESIGN UNITS | THIRD ANGLE PROJECTION |
| | | 4 PLACES ± --- ± --- 3 PLACES ± --- ± .005 2 PLACES ± 0.13 ± .010 1 PLACE ± 0.25 ± --- 0 PLACE ± --- ± --- | MM/IN | INCH | INCH | |
| | | ANGULAR ± 1/2° DRAFT WHERE APPLICABLE MUST REMAIN WITHIN DIMENSIONS | DRAWN BY DATE KMS 1999/10/15 CHECKED BY DATE KMS 1999/10/15 APPROVED BY DATE KMS 1999/10/15 | MATERIAL NO. SEE TABLE | DOCUMENT NO. SD-71308-001 | TITLE SALES ASSY INSULATOR DUAL ROW SMT W/BREAK-OFF .025SQ PIN GULLWING .100 molex |



PEG-OPTION

Table with columns for NO PEG VERSION, LONG PEG VERSION (.130"), and SHORT PEG VERSION (.055"). Includes sub-headers for PACKAGING, DIMENSIONS, and CKTS.

Technical drawing area containing: SEE SHEET 1, DIMENSION STYLE (MM/IN), SCALE, DESIGN UNITS (INCH), THIRD ANGLE PROJECTION, SALES ASSY INSULATOR DUAL ROW SMT W/BREAK-OFF .025SQ PIN GULLWING .100, molex logo, SD-71308-001, SHEET NO. 6 OF 6, and a disclaimer: THIS DRAWING CONTAINS INFORMATION THAT IS PROPRIETARY TO MOLEX INCORPORATED AND SHOULD NOT BE USED WITHOUT WRITTEN PERMISSION.