

Excellent Integrated System Limited

Stocking Distributor

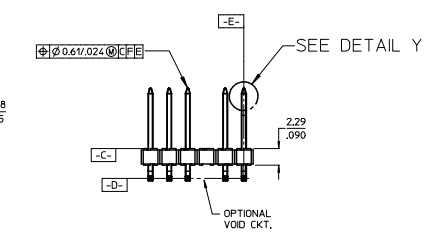
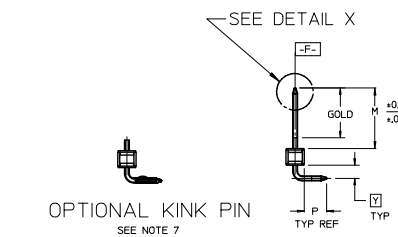
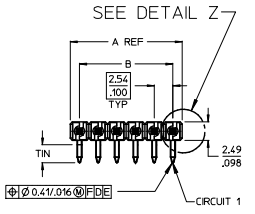
Click to view price, real time Inventory, Delivery & Lifecycle Information:

[Molex Connector Corporation](#)
[0022288281](#)

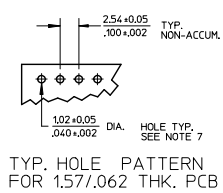
For any questions, you can email us directly:

sales@integrated-circuit.com

NO. CKTS	DIM. A	DIM. B
2	5.08	2.54
3	7.62	5.08
4	10.16	7.62
5	12.70	10.16
6	15.24	12.70
7	17.78	15.24
8	20.32	17.78
9	22.86	20.32
10	25.40	22.86
11	27.94	25.40
12	30.48	27.94
13	33.02	30.48
14	35.56	33.02
15	38.10	35.56
16	40.64	38.10
17	43.18	40.64
18	45.72	43.18
19	48.26	45.72
20	50.80	48.26
21	53.34	50.80
22	55.88	53.34
23	58.42	55.88
24	60.96	58.42
25	63.50	60.96
26	66.04	63.50
27	68.58	66.04
28	71.12	68.58
29	73.66	71.12
30	76.20	73.66
31	78.74	76.20
32	81.28	78.74
33	83.82	81.28
34	86.36	83.82
35	88.90	86.36
36	91.44	88.90
	3.600	3.500



- NOTES:
- MATERIAL: GLASS FILLED NYLON
UL94V-0. COLOR: BLACK
 - FINISH:
(154) OVERALL TIN: 0.00254/0.00100 MIN. OVER
NICKEL: 0.00127/0.00050 MIN.
(208) SELECT GOLD: 0.00038/0.00015 MIN.
SELECT TIN: 0.00254/0.00100 MIN.
WITH OVERALL NICKEL UNDERPLATE: 0.00127/0.00050 MIN.
(228) SELECT GOLD: 0.00076/0.00030 MIN.
SELECT TIN: 0.00254/0.00100 MIN.
WITH OVERALL NICKEL UNDERPLATE: 0.00127/0.00050 MIN.
 - PRODUCT SPECIFICATION: PS 10-07
 - PACKAGING INFORMATION: SEE TABLES
 - SOLDERABILITY PER SMES-152.
 - PIN PUSH OUT FORCE: 3 LBS. MIN
 - PIN KINK OPTION NOT RECOMMENDED FOR 2 CIRCUIT PARTS.
HOLE SIZE MAY NEED TO BE ADJUSTED FOR 2 CIRCUIT PARTS
WITH KINK OPTION FOR PROPER INSERTION INTO THE PCB.
SEE SMES-42003 FOR ADDITIONAL INFORMATION
ON KINK PIN DIRECTION AND PLACEMENT.
 - HEADERS ARE NOT STACKABLE ON 254/100 CENTERS.
 - THIS PART CONFORMS TO CLASS B REQUIREMENTS OF
COSMETIC SPECIFICATION PS-4249-002.
 - PIN TIP DIMENSIONS ARE SHOWN FOR REFERENCE ONLY.
DIMENSIONS APPLY PRIOR TO PLATING OR ASSEMBLY.



CORRECT DIMENSION		QUALITY SYMBOLS	GENERAL TOLERANCES (UNLESS SPECIFIED)		DIMENSION STYLE		SCALE	DESIGN UNITS	THIRD ANGLE PROJECTION	
EC. NO.	DATE		mm	INCH	MM/IN	DATE	INCH	DATE	TITLE	SHEET NO.
1	11/24/03	▽=0	4 PLACES ± .010	± .010	MM/IN	2:1	INCH	11/24/03	KK 100 HEADER ASSEMBLY FLAT RIGHT ANGLE BREAKAWAY	1 OF *
2	11/24/03	▽=0	3 PLACES ± .010	± .010	MM/IN	2:1	INCH	11/24/03	molex	1 OF *
3	11/24/03	▽=0	2 PLACES ± 0.25	± 0.15	MM/IN	2:1	INCH	11/24/03	SD-42377-001	1 OF *
4	11/24/03	▽=0	1 PLACE ± 0.38	± .010	MM/IN	2:1	INCH	11/24/03	THIS DRAWING CONTAINS INFORMATION THAT IS PROPRIETARY TO MOLEX INCORPORATED AND SHOULD NOT BE USED WITHOUT WRITTEN PERMISSION	1 OF *
5	11/24/03	▽=0	0 PLACE ± .010	± .010	MM/IN	2:1	INCH	11/24/03	THIS DRAWING CONTAINS INFORMATION THAT IS PROPRIETARY TO MOLEX INCORPORATED AND SHOULD NOT BE USED WITHOUT WRITTEN PERMISSION	1 OF *