

Excellent Integrated System Limited

Stocking Distributor

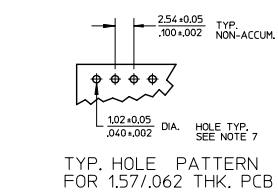
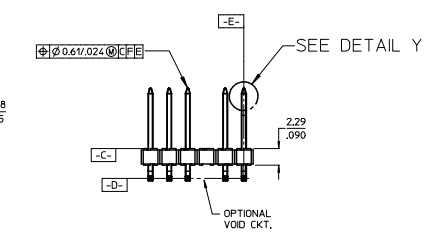
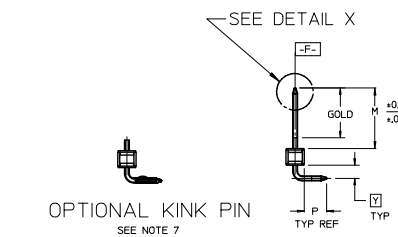
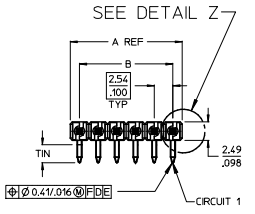
Click to view price, real time Inventory, Delivery & Lifecycle Information:

[Molex Connector Corporation](#)
[0022288142](#)

For any questions, you can email us directly:

sales@integrated-circuit.com

NO. CKTS	DIM. A	DIM. B
2	5.08	2.54
3	7.62	5.08
4	10.16	7.62
5	12.70	10.16
6	15.24	12.70
7	17.78	15.24
8	20.32	17.78
9	22.86	20.32
10	25.40	22.86
11	27.94	25.40
12	30.48	27.94
13	33.02	30.48
14	35.56	33.02
15	38.10	35.56
16	40.64	38.10
17	43.18	40.64
18	45.72	43.18
19	48.26	45.72
20	50.80	48.26
21	53.34	50.80
22	55.88	53.34
23	58.42	55.88
24	60.96	58.42
25	63.50	60.96
26	66.04	63.50
27	68.58	66.04
28	71.12	68.58
29	73.66	71.12
30	76.20	73.66
31	78.74	76.20
32	81.28	78.74
33	83.82	81.28
34	86.36	83.82
35	88.90	86.36
36	91.44	88.90
37	93.98	91.44
38	96.52	93.98
39	99.06	96.52
40	101.60	99.06
41	104.14	101.60
42	106.68	104.14
43	109.22	106.68
44	111.76	109.22
45	114.30	111.76
46	116.84	114.30
47	119.38	116.84
48	121.92	119.38
49	124.46	121.92
50	127.00	124.46



- NOTES:
- MATERIAL: GLASS FILLED NYLON
UL94V-0. COLOR: BLACK
 - FINISH:
(154) OVERALL TIN: 0.00254/0.00100 MIN. OVER
NICKEL: 0.00127/0.00050 MIN.
(208) SELECT GOLD: 0.00038/0.00015 MIN.
SELECT TIN: 0.00254/0.00100 MIN.
WITH OVERALL NICKEL UNDERPLATE: 0.00127/0.00050 MIN.
(228) SELECT GOLD: 0.00076/0.00030 MIN.
SELECT TIN: 0.00254/0.00100 MIN.
WITH OVERALL NICKEL UNDERPLATE: 0.00127/0.00050 MIN.
 - PRODUCT SPECIFICATION: PS 10-07
 - PACKAGING INFORMATION: SEE TABLES
 - SOLDERABILITY PER SMES-152.
 - PIN PUSH OUT FORCE: 3 LBS. MIN
 - PIN KINK OPTION NOT RECOMMENDED FOR 2 CIRCUIT PARTS.
HOLE SIZE MAY NEED TO BE ADJUSTED FOR 2 CIRCUIT PARTS
WITH KINK OPTION FOR PROPER INSERTION INTO THE PCB.
SEE SMES-42003 FOR ADDITIONAL INFORMATION
ON KINK PIN DIRECTION AND PLACEMENT.
 - HEADERS ARE NOT STACKABLE ON 254/100 CENTERS.
 - THIS PART CONFORMS TO CLASS B REQUIREMENTS OF
COSMETIC SPECIFICATION PS-42499-002.
 - PIN TIP DIMENSIONS ARE SHOWN FOR REFERENCE ONLY.
DIMENSIONS APPLY PRIOR TO PLATING OR ASSEMBLY.

2**	X4
1	X4
SHEET	REV

CORRECT DIMENSION E.C. NO.: UCP2015-1410 DRAWN BY: PPER 2014/10/20 CHKD BY: NGUYEN 2014/10/20 APPROVED BY: SMITH 2014/10/31	QUALITY SYMBOLS	GENERAL TOLERANCES (UNLESS SPECIFIED)	DIMENSION STYLE	SCALE	DESIGN UNITS	THIRD ANGLE PROJECTION
	▽=0	4 PLACES ± .010 ± .010	MM/IN	2:1	INCH	
	▽=0	3 PLACES ± .010 ± .010	DRAWN BY DATE			
	▽=0	2 PLACES ± 0.25 ± 0.15	CHECKED BY DATE			
		1 PLACE ± 0.38 ± .015	APPROVED BY DATE			
		0 PLACE ± ±	MARGULIS 11/24/03			
		ANGULAR ±1/2°	MATERIAL NO.			
		DRAFT WHERE APPLICABLE MUST REMAIN WITHIN DIMENSIONS	SEE CHART			
			THIS DRAWING CONTAINS INFORMATION THAT IS PROPRIETARY TO MOLEX INCORPORATED AND SHOULD NOT BE USED WITHOUT WRITTEN PERMISSION			

TITLE: KK 100 HEADER ASSEMBLY
FLAT RIGHT ANGLE
BREAKAWAY

DOCUMENT NO. SD-42377-001
SHEET NO. 1 OF *