

## Excellent Integrated System Limited

Stocking Distributor

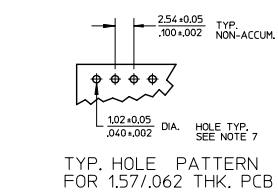
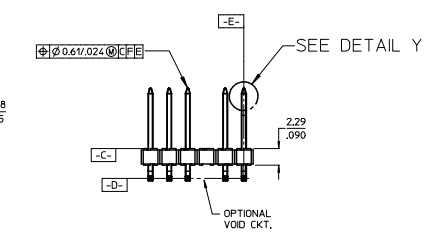
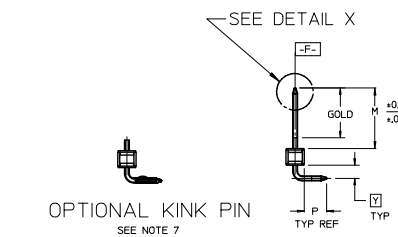
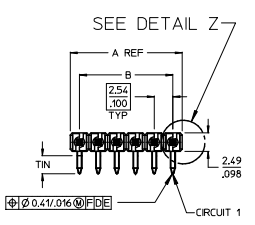
Click to view price, real time Inventory, Delivery & Lifecycle Information:

[Molex Connector Corporation](#)  
[0022288113](#)

For any questions, you can email us directly:

[sales@integrated-circuit.com](mailto:sales@integrated-circuit.com)

NO. CKTS	DIM. A	DIM. B
2	5.08	2.54
3	7.62	5.08
4	10.16	7.62
5	12.70	10.16
6	15.24	12.70
7	17.78	15.24
8	20.32	17.78
9	22.86	20.32
10	25.40	22.86
11	27.94	25.40
12	30.48	27.94
13	33.02	30.48
14	35.56	33.02
15	38.10	35.56
16	40.64	38.10
17	43.18	40.64
18	45.72	43.18
19	48.26	45.72
20	50.80	48.26
21	53.34	50.80
22	55.88	53.34
23	58.42	55.88
24	60.96	58.42
25	63.50	60.96
26	66.04	63.50
27	68.58	66.04
28	71.12	68.58
29	73.66	71.12
30	76.20	73.66
31	78.74	76.20
32	81.28	78.74
33	83.82	81.28
34	86.36	83.82
35	88.90	86.36
36	91.44	88.90
37	93.98	91.44
38	96.52	93.98
39	99.06	96.52
40	101.60	99.06
41	104.14	101.60
42	106.68	104.14
43	109.22	106.68
44	111.76	109.22
45	114.30	111.76
46	116.84	114.30
47	119.38	116.84
48	121.92	119.38
49	124.46	121.92
50	127.00	124.46



- NOTES:
- MATERIAL: GLASS FILLED NYLON  
UL94V-0. COLOR: BLACK
  - FINISH:  
(154) OVERALL TIN: 0.00254/0.00100 MIN. OVER  
NICKEL: 0.00127/0.00050 MIN.  
(208) SELECT GOLD: 0.00038/0.00015 MIN.  
SELECT TIN: 0.00254/0.00100 MIN.  
WITH OVERALL NICKEL UNDERPLATE: 0.00127/0.00050 MIN.  
(228) SELECT GOLD: 0.00076/0.00030 MIN.  
SELECT TIN: 0.00254/0.00100 MIN.  
WITH OVERALL NICKEL UNDERPLATE: 0.00127/0.00050 MIN.
  - PRODUCT SPECIFICATION: PS 10-07
  - PACKAGING INFORMATION: SEE TABLES
  - SOLDERABILITY PER SMES-152.
  - PIN PUSH OUT FORCE: 3 LBS. MIN
  - PIN KINK OPTION NOT RECOMMENDED FOR 2 CIRCUIT PARTS.  
HOLE SIZE MAY NEED TO BE ADJUSTED FOR 2 CIRCUIT PARTS  
WITH KINK OPTION FOR PROPER INSERTION INTO THE PCB.  
SEE SMES-42003 FOR ADDITIONAL INFORMATION  
ON KINK PIN DIRECTION AND PLACEMENT.
  - HEADERS ARE NOT STACKABLE ON 254/100 CENTERS.
  - THIS PART CONFORMS TO CLASS B REQUIREMENTS OF  
COSMETIC SPECIFICATION PS-4249-002.
  - PIN TIP DIMENSIONS ARE SHOWN FOR REFERENCE ONLY.  
DIMENSIONS APPLY PRIOR TO PLATING OR ASSEMBLY.

2**	X4
1	X4
SHEET	REV

CORRECT DIMENSION E.C. NO.: UCP2015-1410 DRAWN BY: PPR 2014/10/20 CHKD BY: NGUYEN 2014/10/20 APPROVED BY: SMITH 2014/10/31	QUALITY SYMBOLS	GENERAL TOLERANCES (UNLESS SPECIFIED)		DIMENSION STYLE		SCALE	DESIGN UNITS	THIRD ANGLE PROJECTION
	DESCRIPTION	▽=0	mm	INCH	MM/IN	2:1	INCH	☉
		▽=0	4 PLACES ±	---	---	DRAWN BY	DATE	TITLE
		▽=0	3 PLACES ±	---	±.010	JSCHAFAER	11/24/03	KK 100 HEADER ASSEMBLY FLAT RIGHT ANGLE BREAKAWAY
REV	X4	2 PLACES ±	0.25	±.015	CHECKED BY	DATE	molex SD-42377-001	
		1 PLACE ±	0.38	---	APPROVED BY	DATE		
		0 PLACE ±	---	---	MARGULIS	11/24/03		
		ANGULAR ±1/2°		MATERIAL NO.	DOCUMENT NO.	SHEET NO.		
		DRAFT WHERE APPLICABLE MUST REMAIN WITHIN DIMENSIONS		SEE CHART		1 OF *		
		THIS DRAWING CONTAINS INFORMATION THAT IS PROPRIETARY TO MOLEX INCORPORATED AND SHOULD NOT BE USED WITHOUT WRITTEN PERMISSION						