Excellent Integrated System Limited

Stocking Distributor

Click to view price, real time Inventory, Delivery & Lifecycle Information:

Molex Connector Corporation
0022283121

For any questions, you can email us directly:
sales@integrated-circuit.com

NO. OF CKTS.	DIM. A	DIM. B
2	.100/2,54	.200/5,08
3	.200/5,08	.300/7,62
4	.300/7,62	.400/10,16
5	.400/10,16	.500/12,70
6	.500/10,16	.600/15,24
7	.600/15,24	.700/17,78
8	.700/17,78	.800/20,32
9	.800/20,32	.900/22,86
10	.900/22,86	1,000/25,40
11	1,000/25,40	1,100/27,94
12	1,100/27,94	1,200/30,48
13	1,200/30,48	1,300/33,02
14	1,300/33,02	1,400/35,56
15	1,400/35,56	1,500/38,10
16	1,500/38,10	1,600/40,64
17	1,600/40,64	1,700/43,18
18	1,700/43,18	1,800/45,72
19	1,800/45,72	1,900/48,26
20	1,900/48,26	2,000/50,80
21	2,000/50,80	2,100/53,34
22	2,100/53,34	2,200/55,88
23	2,200/55,88	2,300/58,42
24	2,300/58,42	2,400/60,96
25	2,400/60,96	2,500/63,50
26	2,500/63,50	2,600/66,04
27	2,600/66,04	2,700/68,58
28	2,700/68,58	2,800/71,12
29	2,800/71,12	2,900/73,66
30	2,900/73,66	3,000/76,20
31	3,000/76,20	3,100/78,74
32	3,100/78,74	3,200/81,28
33	3,200/81,28	3,300/83,82
34	3,300/83,82	3,400/86,36
35	3,400/86,36	3,500/88,90
36	3,500/88,90	3,600/91,44

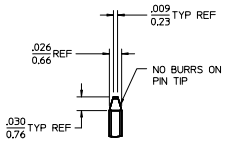

DETAIL X
SCALE 5:1
SEE NOTE 10

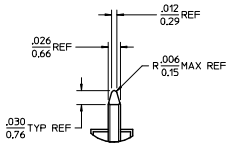

DETAIL Y
SCALE 5:1
SEE NOTE 10

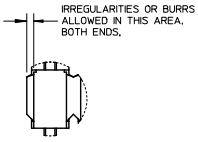

DETAIL Z
SCALE 5:1

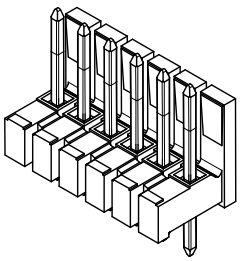

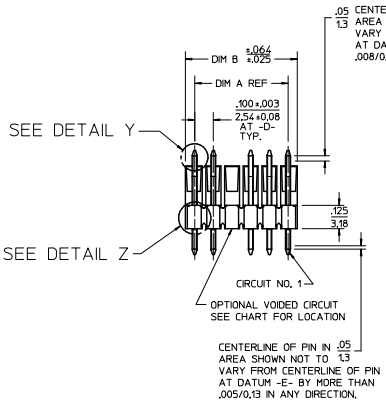

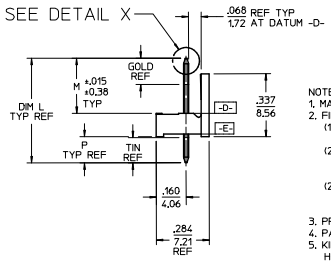

NOTES:
1. MATERIAL: GLASS FILLED NYLON, 94V-0. COLOR: BLACK
2. FINISH:
   (154) OVERALL TIN: .000100/0,00254 MIN.
   OVER .000050/0,00127 MIN NICKEL.
   (208) SELECT GOLD: .000015/0,00038 MIN.
   SELECT TIN: .000100/0,00254 MIN.
   OVERALL NICKEL UNDERPLATE: .000050/0,00127 MIN.
   (228) SELECT GOLD: .000030/0,00076 MIN.
   SELECT TIN: .000100/0,00254 MIN.
   OVERALL NICKEL UNDERPLATE: .000050/0,00127 MIN.
3. PRODUCT SPECIFICATION PS 10-07.
4. PACKAGING INFORMATION: SEE TABLES
5. KINK PIN OPTION NOT RECOMMENDED FOR 2 CIRCUIT PARTS. HOLE SIZE MAY NEED TO BE ADJUSTED ON 2 CIRCUIT PARTS WITH KINK OPTION FOR PROPER INSERTION INTO THE PCB. SEE SMES-42003 FOR ADDITIONAL INFORMATION ON KINK DIRECTION AND PLACEMENT.
6. HEADERS ARE NOT STACKABLE ON .100/2,54 CENTERS.
7. SOLDERABILITY PER SMES-152.
8. PIN PUSH OUT FORCE: 3 LBS. MIN.
9. PARTS CONFORM TO CLASS 'B' REQUIREMENTS OF COSMETIC SPECIFICATION PS-45499-002.
10. PIN TIP DIMENSIONS ARE SHOWN FOR REFERENCE ONLY. DIMENSIONS APPLY PRIOR TO PLATING OR ASSEMBLY.
11. FIRST AND LAST CIRCUIT BACKWALLS MUST BE REMOVED WHEN MATING TO A PART WITH POLARIZING RIBS.

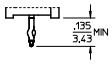

KINKED PIN OPTION
SEE NOTE 5

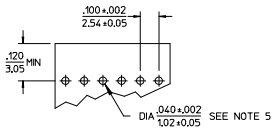

RECOMMENDED PC BOARD LAYOUT

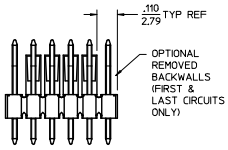

REMOVED BACKWALL OPTION
SEE NOTE 11

REV	DESCRIPTION
K5	ADD NOTE 11 EC NO: UCP2014-1471 DRWN:MKIPPER 2013/10/01 CH'KD:BANDERSON 2013/10/01 APPR:FSMITH 2013/10/09

QUALITY SYMBOLS: F_A=0, F_C=0, F_B=0

GENERAL TOLERANCES (UNLESS SPECIFIED)

	mm	INCH
4 PLACES	± ---	± ---
3 PLACES	± ---	± .010
2 PLACES	± 0.25	± .014
1 PLACE	± 0.36	± ---
0 PLACE	±	±

ANGULAR ±1/2°
DRAFT WHERE APPLICABLE MUST REMAIN WITHIN DIMENSIONS

DIMENSION STYLE	IN/MM
SCALE	2:1
DESIGN UNITS	INCH
	THIRD ANGLE PROJECTION
DRAWN BY	JSCHAFER 2004/03/20
CHECKED BY	KSAMIEC 2004/03/20
APPROVED BY	MARGULIS 2004/03/20
MATERIAL NO.	SEE CHART
SIZE	B
TITLE	.100 POLARIZING BREAKAWAY HEADER ASSY
DOCUMENT NO.	SD-42225-001
SHEET NO.	1 OF *
SHEET	2-*
REV	K4 / 1 / K5

molex

THIS DRAWING CONTAINS INFORMATION THAT IS PROPRIETARY TO MOLEX INCORPORATED AND SHOULD NOT BE USED WITHOUT WRITTEN PERMISSION

tb_frame_B_P_AM_T
Rev. G 2012/01/11