

Excellent Integrated System Limited

Stocking Distributor

Click to view price, real time Inventory, Delivery & Lifecycle Information:

[Molex Connector Corporation](#)
[0022286030](#)

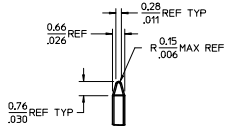
For any questions, you can email us directly:

sales@integrated-circuit.com

| NO. CKTS | DIM. A | DIM. B |
|----------|--------|--------|
| 2 | 5.08 | 2.54 |
| 3 | 7.62 | 5.08 |
| 4 | 10.16 | 7.62 |
| 5 | 12.70 | 10.16 |
| 6 | 15.24 | 12.70 |
| 7 | 17.78 | 15.24 |
| 8 | 20.32 | 17.78 |
| 9 | 22.86 | 20.32 |
| 10 | 25.40 | 22.86 |
| 11 | 27.94 | 25.40 |
| 12 | 30.48 | 27.94 |
| 13 | 33.02 | 30.48 |
| 14 | 35.56 | 33.02 |
| 15 | 38.10 | 35.56 |
| 16 | 40.64 | 38.10 |
| 17 | 43.18 | 40.64 |
| 18 | 45.72 | 43.18 |
| 19 | 48.26 | 45.72 |
| 20 | 50.80 | 48.26 |
| 21 | 53.34 | 50.80 |
| 22 | 55.88 | 53.34 |
| 23 | 58.42 | 55.88 |
| 24 | 60.96 | 58.42 |
| 25 | 63.50 | 60.96 |
| 26 | 66.04 | 63.50 |
| 27 | 68.58 | 66.04 |
| 28 | 71.12 | 68.58 |
| 29 | 73.66 | 71.12 |
| 30 | 76.20 | 73.66 |
| 31 | 78.74 | 76.20 |
| 32 | 81.28 | 78.74 |
| 33 | 83.82 | 81.28 |
| 34 | 86.36 | 83.82 |
| 35 | 88.90 | 86.36 |
| 36 | 91.44 | 88.90 |
| | 3.600 | 3.500 |



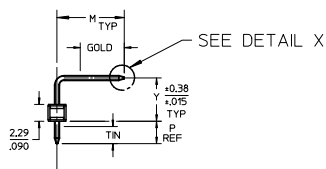
DETAIL X
SCALE 5:1
SEE NOTE 10



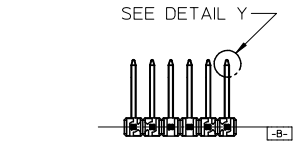
DETAIL Y
SCALE 5:1
SEE NOTE 10



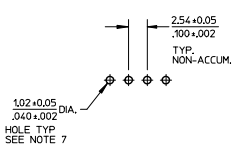
DETAIL Z
SCALE 5:1



OPTIONAL KINK PIN
SEE NOTE 7



- NOTES:
- MATERIAL: GLASS FILLED NYLON
UL94V-0, COLOR: BLACK
 - FINISH:
 - (154) OVERALL TIN: 0.00254/0.000100 MIN. OVER NICKEL: 0.00127/0.00050 MIN.
 - (197) OVERALL REFLOWED MATTE TIN: 0.00152/0.00060 MIN. OVER 0.00127/0.00050 MIN. NICKEL OVERALL.
 - (208) SELECT GOLD: 0.00028/0.000015 MIN. SELECT TIN: 0.000254/0.000100 MIN. WITH OVERALL NICKEL UNDERPLATE: 0.00127/0.00050 MIN.
 - (228) SELECT GOLD: 0.00076/0.000030 MIN. SELECT TIN: 0.000254/0.000100 MIN. WITH OVERALL NICKEL UNDERPLATE: 0.00127/0.00050 MIN.
 - PRODUCT SPECIFICATION: PS 10-07.
 - PACKAGING INFORMATION: SEE TABLES
 - SOLDERABILITY PER SMES-152.
 - PIN PUSH OUT FORCE: 3 LBS. MIN
 - KINK PIN OPTION NOT RECOMMENDED FOR 2 CIRCUIT PARTS. HOLE SIZE MAY NEED TO BE ADJUSTED FOR 2 CIRCUIT PARTS WITH KINK OPTION FOR PROPER INSERTION INTO THE PCB. SEE SMES-42003 FOR ADDITIONAL INFORMATION ON KINK PIN DIRECTION AND PLACEMENT.
 - HEADERS ARE NOT STACKABLE ON 2.54/100 CENTERS.
 - PARTS CONFORM TO CLASS B REQUIREMENTS OF COSMETIC SPECIFICATION PS-45499-002.
 - PIN TIP DIMENSIONS ARE SHOWN FOR REFERENCE ONLY. DIMENSIONS APPLY PRIOR TO PLATING OR ASSEMBLY.



PCB LAYOUT: COMPONENT SIDE
PCB THICKNESS: 1.57/0.062

| | | | | | | | | | |
|--|---|--|---------------------------|------------------|---|-------|--|------------------------|---|
| ADD: 42376-0894 EC NO: UCP2015-5379 DRAWN BY: DRINKY/PER 2015/06/16 CHECKED BY: CHKONG/GEN 2015/06/16 APPROV: SMITH 2015/06/31 | QUALITY SYMBOLS $\nabla=0$ $\nabla=0$ $\nabla=0$ | GENERAL TOLERANCES (UNLESS SPECIFIED) | | DIMENSION STYLE | | SCALE | DESIGN UNITS | THIRD ANGLE PROJECTION | |
| | | 4 PLACES ± --- ± --- 3 PLACES ± --- ± .010 2 PLACES ± 0.25 ± .015 1 PLACE ± 0.38 ± --- 0 PLACE ± ± | mm INCH | MM/IN | 2:1 | INCH | DRAWN BY: JSCHAFFER DATE: 11/24/03 CHECKED BY: SAMIEC DATE: 11/26/03 APPROVED BY: MARGULIS DATE: 12/7/03 | | TITLE: KK 100 HEADER ASSEMBLY FLAT RIGHT ANGLE BREAKAWAY molex |
| MATERIAL NO. SEE CHART DRAFT WHERE APPLICABLE MUST REMAIN WITHIN DIMENSIONS | ANGULAR ±1/2° | MATERIAL NO. SEE CHART | DOCUMENT NO. SD-42376-001 | SHEET NO. 1 OF * | THIS DRAWING CONTAINS INFORMATION THAT IS PROPRIETARY TO MOLEX INCORPORATED AND SHOULD NOT BE USED WITHOUT WRITTEN PERMISSION | | | | |