

Excellent Integrated System Limited

Stocking Distributor

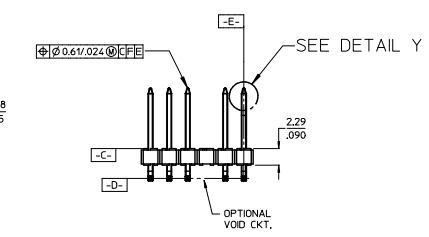
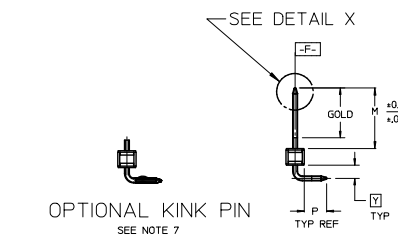
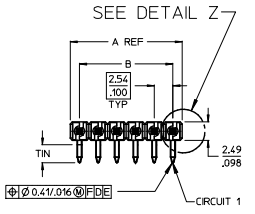
Click to view price, real time Inventory, Delivery & Lifecycle Information:

[Molex Connector Corporation](#)
[0022289032](#)

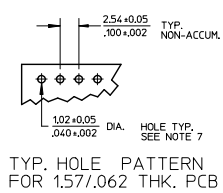
For any questions, you can email us directly:

sales@integrated-circuit.com

NO. CKTS	DIM. A	DIM. B
2	5.08	2.54
3	7.62	5.08
4	10.16	7.62
5	12.70	10.16
6	15.24	12.70
7	17.78	15.24
8	20.32	17.78
9	22.86	20.32
10	25.40	22.86
11	27.94	25.40
12	30.48	27.94
13	33.02	30.48
14	35.56	33.02
15	38.10	35.56
16	40.64	38.10
17	43.18	40.64
18	45.72	43.18
19	48.26	45.72
20	50.80	48.26
21	53.34	50.80
22	55.88	53.34
23	58.42	55.88
24	60.96	58.42
25	63.50	60.96
26	66.04	63.50
27	68.58	66.04
28	71.12	68.58
29	73.66	71.12
30	76.20	73.66
31	78.74	76.20
32	81.28	78.74
33	83.82	81.28
34	86.36	83.82
35	88.90	86.36
36	91.44	88.90
36	3.600	3.500



- NOTES:
- MATERIAL: GLASS FILLED NYLON
UL94V-0. COLOR: BLACK
 - FINISH:
(154) OVERALL TIN: 0.00254/0.00100 MIN. OVER
NICKEL: 0.00127/0.00050 MIN.
(208) SELECT GOLD: 0.00038/0.00015 MIN.
SELECT TIN: 0.00254/0.00100 MIN.
WITH OVERALL NICKEL UNDERPLATE: 0.00127/0.00050 MIN.
(228) SELECT GOLD: 0.00076/0.00030 MIN.
SELECT TIN: 0.00254/0.00100 MIN.
WITH OVERALL NICKEL UNDERPLATE: 0.00127/0.00050 MIN.
 - PRODUCT SPECIFICATION: PS 10-07
 - PACKAGING INFORMATION: SEE TABLES
 - SOLDERABILITY PER SMES-152.
 - PIN PUSH OUT FORCE: 3 LBS. MIN
 - PIN KINK OPTION NOT RECOMMENDED FOR 2 CIRCUIT PARTS.
HOLE SIZE MAY NEED TO BE ADJUSTED FOR 2 CIRCUIT PARTS
WITH KINK OPTION FOR PROPER INSERTION INTO THE PCB.
SEE SMES-42003 FOR ADDITIONAL INFORMATION
ON KINK PIN DIRECTION AND PLACEMENT.
 - HEADERS ARE NOT STACKABLE ON 254/100 CENTERS.
 - THIS PART CONFORMS TO CLASS B REQUIREMENTS OF
COSMETIC SPECIFICATION PS-42499-002.
 - PIN TIP DIMENSIONS ARE SHOWN FOR REFERENCE ONLY.
DIMENSIONS APPLY PRIOR TO PLATING OR ASSEMBLY.



CORRECT DIMENSION	QUALITY SYMBOLS	GENERAL TOLERANCES (UNLESS SPECIFIED)		DIMENSION STYLE		SCALE	DESIGN UNITS	THIRD ANGLE PROJECTION
		mm	INCH	MM/IN	DATE			
4 PLACES ±	▽=0	---	---	MM/IN	11/24/03	2:1	INCH	
3 PLACES ±	▽=0	---	±.010	DATE	11/24/03			
2 PLACES ±	▽=0	±0.25	±.015	DATE	11/24/03			
1 PLACE ±	▽=0	±0.38	---	DATE	11/24/03			
0 PLACE ±	▽=0	±	±	DATE	11/24/03			
CORRECT DIMENSION		ANGULAR ±1/2°		MATERIAL NO.		DOCUMENT NO.		SHEET NO.
E.C. NO.: UCP2015-1410		DRAFT WHERE APPLICABLE		SEE CHART		SD-42377-001		1 OF *
DRAWN BY: DRANKY/PER 2014/10/20		MUST REMAIN WITHIN DIMENSIONS		MARGULIS				
CHKD: NGUYEN 2014/10/20								
APPR: SMITH 2014/10/31								
REV								
X4								