

Excellent Integrated System Limited

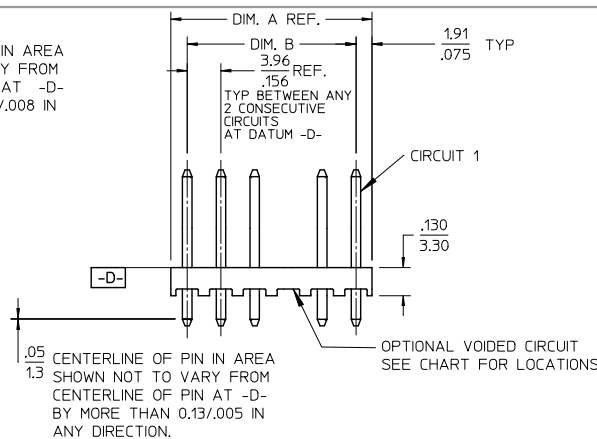
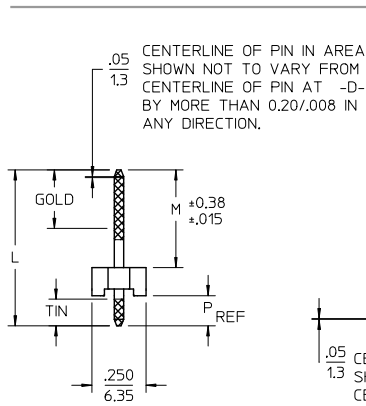
Stocking Distributor

Click to view price, real time Inventory, Delivery & Lifecycle Information:

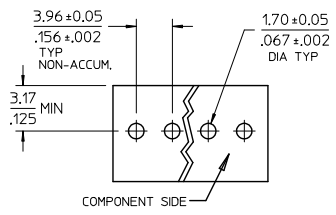
[Molex Connector Corporation](#)
[0026602050](#)

For any questions, you can email us directly:

sales@integrated-circuit.com



- NOTES:
1. MATERIAL: HEADER-GLASS FILLED POLYESTER, 94V-0, MOLDED NATURAL (WHITE).
 2. FINISH: (197) OVERALL REFLOWED MATTE TIN: 0.00152/.000060 MIN. OVER 0.00127/.000050 MIN. NICKEL OVERALL (222) OVERALL MATTE TIN: 0.00254/.000100 MIN TIN OVER 0.00127/.000050 MIN NICKEL. (208) SELECT GOLD: 0.00038/.000015 MIN. SELECT TIN: 0.00254/.000100 MIN. OVERALL NICKEL UNDERPLATE: 0.00127/.000050 MIN. (228) SELECT GOLD: 0.00076/.000030 MIN. SELECT TIN: 0.00254/.000100 MIN. OVERALL NICKEL UNDERPLATE: 0.00127/.000050 MIN. (241) SELECT GOLD: 0.00051/.000020 MIN. SELECT TIN: 0.00254/.000100 MIN. OVERALL NICKEL UNDERPLATE: 0.00127/.000050 MIN.
 3. PRODUCT SPECIFICATION: SEE PS-08-50 & PS-40-02.
 4. PACKAGING INFORMATION: SEE CHARTS
 5. SOLDERABILITY: PER SMES-152.
 6. PIN PUSH-OUT FORCE: 3 LB MIN PRIOR TO SOLDERING
 7. PARTS ARE STACKABLE END TO END ON 3.96/.156 CENTERS.
 8. FOR PARTS WITH PEGS, SEE DWG.NO. SDA-42491.
 9. PART CONFORMS TO CLASS B REQUIREMENTS OF COSMETIC SPECIFICATION PS-45499-002.



RECOMMENDED PC BOARD HOLE LAYOUT

CKT	DIM. A	DIM. B
2	7.77 .306	3.96±0.05 .156±.002
3	11.73 .462	7.92±0.08 .312±.003
4	15.70 .618	11.89±0.08 .468±.003
5	19.66 .774	15.85±0.10 .624±.004
6	23.62 .930	19.81±0.10 .780±.004
7	27.58 1.086	23.77±0.10 .936±.004
8	31.55 1.242	27.74±0.13 1.092±.005
9	35.51 1.398	31.70±0.13 1.248±.005
10	39.47 1.554	35.66±0.13 1.404±.005
11	43.43 1.710	39.62±0.15 1.560±.006
12	47.40 1.866	43.59±0.15 1.716±.006
13	51.36 2.022	47.55±0.15 1.872±.006
14	55.32 2.178	51.51±0.18 2.028±.007
15	59.28 2.334	55.47±0.18 2.184±.007
16	63.25 2.490	59.44±0.18 2.340±.007
17	67.21 2.646	63.40±0.20 2.496±.008
18	71.17 2.802	67.36±0.20 2.652±.008

ADD FINISH 197, 241 EC NO: UCP2012-0114 DRWN:MMSTROH 2011/07/26 CHKD:KKIPPER 2011/10/21 APPR:FSM,TH 2011/10/28	QUALITY SYMBOLS ▽=0 ▽=0 ▽=0	GENERAL TOLERANCES (UNLESS SPECIFIED)		DIMENSION STYLE	SCALE	DESIGN UNITS	THIRD ANGLE PROJECTION	
				MM/IN	2:1	INCH		
		4 PLACES ± --- ± ---	3 PLACES ± --- ± .010	DRAWN BY JSCHAFER	DATE 2003/11/03	TITLE		
		2 PLACES ± 0.25 ± .015	1 PLACE ± 0.38 ± ---	CHECKED BY SAMIEC	DATE 2004/03/24	KK .156 HEADER ASSY FLAT VERT W/O PEGS		
	ANGULAR ±1/2°	APPROVED BY MARGULIS	DATE 2004/03/24	MOLEX INCORPORATED				
	DRAFT WHERE APPLICABLE MUST REMAIN WITHIN DIMENSIONS	MATERIAL NO.	SEE CHART	DOCUMENT NO.	SD-41771-001		1 OF *	
		SIZE A	THIS DRAWING CONTAINS INFORMATION THAT IS PROPRIETARY TO MOLEX INCORPORATED AND SHOULD NOT BE USED WITHOUT WRITTEN PERMISSION					