

Excellent Integrated System Limited

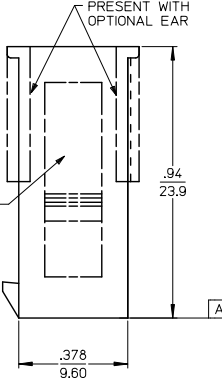
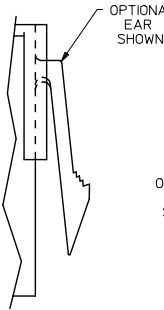
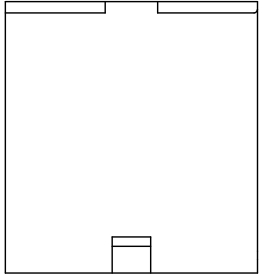
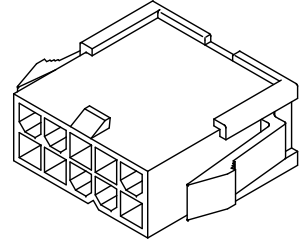
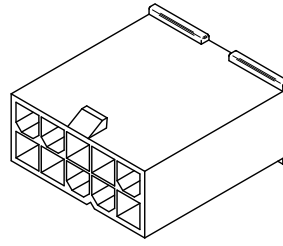
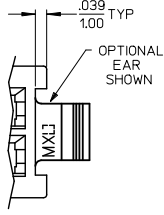
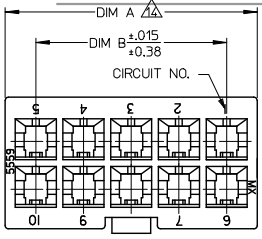
Stocking Distributor

Click to view price, real time Inventory, Delivery & Lifecycle Information:

[Molex Connector Corporation](#)
[0050361739](#)

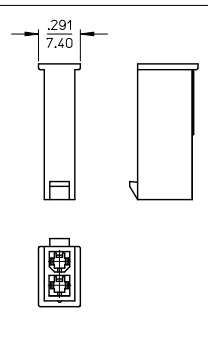
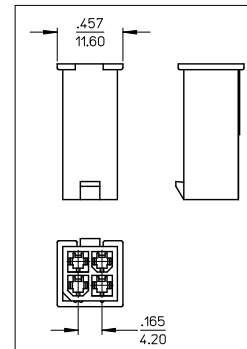
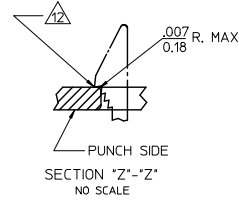
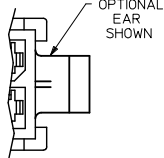
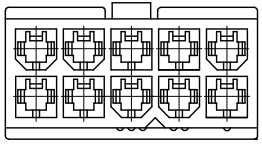
For any questions, you can email us directly:

sales@integrated-circuit.com



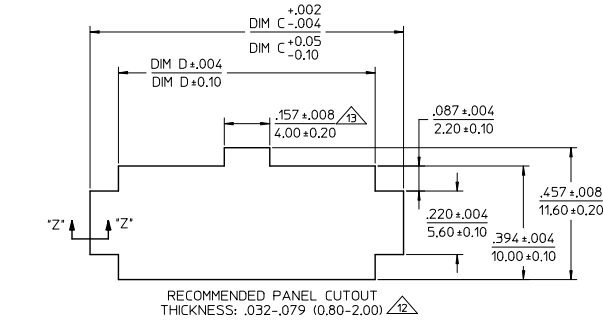
WITHOUT MOUNTING EARS
6-24 CIRCUIT
5559-**P1-225

WITH MOUNTING EARS
2-24 CIRCUIT
5559-**P-225



WITHOUT MOUNTING EARS
4 CIRCUIT
5559-04P1-225
SCALE: 2X

WITHOUT MOUNTING EARS
2 CIRCUIT
5559-02P1-225
SCALE: 2X



RECOMMENDED PANEL CUTOUT
THICKNESS: .032-.079 (0.80-2.00)

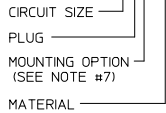
ADD NOT TOOLED TO -24P EC NO: UCP2015-1570 DRW: BREE 2017/10/05 CHKD: BELL 2017/10/05 APPR: SMITH 2017/10/25	QUALITY SYMBOLS ∇=0 ∇=0 ∇=0	GENERAL TOLERANCES (UNLESS SPECIFIED)		DIMENSION STYLE IN/MM		SCALE 4:1	DESIGN UNITS METRIC	THIRD ANGLE PROJECTION		
				DRAWN BY LSCHMIDT		DATE 2007/04/25		TITLE MINI-FIT JR PLUG 2-24 CIRCUIT DUAL ROW W/ & W/O EARS GLOW WIRE		
				CHECKED BY ADERR		DATE 2007/04/27				
				APPROVED BY SMITH		DATE 2010/11/09		MOLEX INCORPORATED		
		ANGULAR ±1/2°		MATERIAL NO. SEE SHEET 2		DOCUMENT NO. SD-5559-425		SHEET NO. 1 OF 2		
		DRAFT WHERE APPLICABLE MUST REMAIN WITHIN DIMENSIONS		THIS DRAWING CONTAINS INFORMATION THAT IS PROPRIETARY TO MOLEX INCORPORATED AND SHOULD NOT BE USED WITHOUT WRITTEN PERMISSION						

PART NUMBER	ENGINEERING NO.	PKT SIZE	MOUNTING OPTION	DIM "A"	DIM "B"	DIM "C"	DIM "D"	PACKAGING SPECIFICATION
50-36-1678	5559-02P1-225	02	WITHOUT EARS	SEE SHEET 1	--	NOT APPLICABLE	NOT APPLICABLE	PK-5559-002
50-36-1679	5559-04P1-225	04	WITHOUT EARS	SEE SHEET 1	.165 / 4.20	NOT APPLICABLE	NOT APPLICABLE	
50-36-1675	5559-06P1-225	06	WITHOUT EARS	.54 / 13.8	.331 / 8.40	NOT APPLICABLE	NOT APPLICABLE	
50-36-1737	5559-08P1-225	08	WITHOUT EARS	.71 / 18.0	.496 / 12.60	NOT APPLICABLE	NOT APPLICABLE	
50-36-1738	5559-10P1-225	10	WITHOUT EARS	.87 / 22.2	.661 / 16.80	NOT APPLICABLE	NOT APPLICABLE	
26-01-3096	5559-12P1-225	12	WITHOUT EARS	1.04 / 26.4	.827 / 21.00	NOT APPLICABLE	NOT APPLICABLE	
NOT TOOLED	5559-14P1-225	14	WITHOUT EARS	1.21 / 30.6	.992 / 25.20	NOT APPLICABLE	NOT APPLICABLE	
50-36-1676	5559-16P1-225	16	WITHOUT EARS	1.37 / 34.8	1.158 / 29.40	NOT APPLICABLE	NOT APPLICABLE	
50-36-1677	5559-18P1-225	18	WITHOUT EARS	1.54 / 39.0	1.323 / 33.60	NOT APPLICABLE	NOT APPLICABLE	
NOT TOOLED	5559-20P1-225	20	WITHOUT EARS	1.70 / 43.2	1.488 / 37.80	NOT APPLICABLE	NOT APPLICABLE	
NOT TOOLED	5559-22P1-225	22	WITHOUT EARS	1.87 / 47.4	1.654 / 42.00	NOT APPLICABLE	NOT APPLICABLE	
NOT TOOLED	5559-24P1-225	24	WITHOUT EARS	2.03 / 51.6	1.819 / 46.20	NOT APPLICABLE	NOT APPLICABLE	PK-5559-002
50-36-1734	5559-02P-225	02	WITH EARS	.21 / 5.4	--	.425 / 10.80	.228 / 5.80	PK-5559-001
50-36-1735	5559-04P-225	04	WITH EARS	.38 / 9.6	.165 / 4.20	.591 / 15.00	.394 / 10.00	
50-36-1736	5559-06P-225	06	WITH EARS	.54 / 13.8	.331 / 8.40	.756 / 19.20	.559 / 14.20	
50-36-1716	5559-08P-225	08	WITH EARS	.71 / 18.0	.496 / 12.60	.921 / 23.40	.724 / 18.40	
50-36-1739	5559-10P-225	10	WITH EARS	.87 / 22.2	.661 / 16.80	1.087 / 27.60	.890 / 22.60	
50-36-1869	5559-12P-225	12	WITH EARS	1.04 / 26.4	.827 / 21.00	1.252 / 31.80	1.055 / 26.80	
50-36-1876	5559-14P-225	14	WITH EARS	1.21 / 30.6	.992 / 25.20	1.417 / 36.00	1.224 / 31.10	
50-36-2273	5559-16P-225	16	WITH EARS	1.37 / 34.8	1.158 / 29.40	1.583 / 40.20	1.390 / 35.30	
26-01-3187	5559-18P-225	18	WITH EARS	1.54 / 39.0	1.323 / 33.60	1.748 / 44.40	1.555 / 39.50	
NOT TOOLED	5559-20P-225	20	WITH EARS	1.70 / 43.2	1.488 / 37.80	1.913 / 48.60	1.720 / 43.70	
NOT TOOLED	5559-22P-225	22	WITH EARS	1.87 / 47.4	1.654 / 42.00	2.079 / 52.80	1.886 / 47.90	
46999-0166	5559-24P-225	24	WITH EARS	2.03 / 51.6	1.819 / 46.20	2.244 / 57.00	2.051 / 52.10	PK-5559-001

X = NOT TOOLED

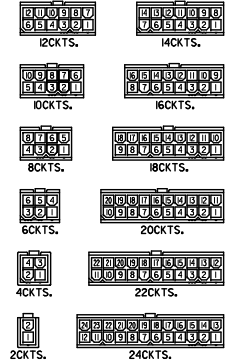
LEGEND

5559-***P*-225



NOTES:

- MATERIAL: "225" = NYLON (PA6), UL94V-0, COLOR: BLACK, IEC 60335-1, 4th EDITION GLOW WIRE CAPABLE.
- FINISH: NOT APPLICABLE
- PRODUCT SPECIFICATION: PS-5556-001
- PACKAGING: SEE CHART
- PART MATES WITH MOLEX RECEPTACLE #5557.
- PART TO BE USED WITH MOLEX MALE TERMINAL #5558.
- MOUNTING OPTIONS: "BLANK" = WITH EARS
"1" = WITHOUT EARS
- PART IS NOT DESIGNED FOR CURRENT SHARING.
- CONNECTORS ARE NOT TO BE MATED OR UNMATED WHILE CIRCUITS ARE LIVE.
- WIRES ARE TO BE DRESSED IN SUCH A MANNER TO ALLOW THE TERMINALS TO FLOAT FREELY IN THE POCKET.
- PART CONFORMS TO CLASS "B" REQUIREMENTS OF COSMETIC SPECIFICATION PS-45499-002 WITH THE EXCEPTION OF DISCOLORATION, FLASH AND SINK MEET CLASS "C" REQUIREMENTS.
- PANEL HOLE TO PUNCHED OUT IN THE SAME DIRECTION AS INSERTION INTO THE PANEL.
- ON 2 CIRCUIT PARTS THIS DIMENSION IS ALLOWABLE UP TO DIMENSION "D".
- TO BE MEASURED AT SURFACE [A]



REFERENCE FOR CIRCUIT NUMBER ORIENTATION (OPTIONAL EARS NOT SHOWN)

SEE SHEET 1 IEC NO: UCP2013-1370 DRAWN BY: DRINKBEE 2017/10/05 CHKD: BELL 2017/10/05 APPROV: SMITH 2017/10/25	QUALITY SYMBOLS ∇=0 ∇=0 ∇=0	GENERAL TOLERANCES (UNLESS SPECIFIED)		DIMENSION STYLE		SCALE	DESIGN UNITS	THIRD ANGLE PROJECTION		
				IN/MM		1:1	METRIC			
		4 PLACES ± --- ± ---		DRAWN BY: LSCHMIDT		DATE: 2007/04/25		TITLE		
		3 PLACES ± --- ± .010		CHECKED BY: ADERR		DATE: 2007/04/27		MINI-FIT JR PLUG		
2 PLACES ± 0.25 ± .015		APPROVED BY: F SMITH		DATE: 2010/11/09		2-24 CIRCUIT DUAL ROW				
1 PLACE ± 0.38 ± ---		MATERIAL NO.		DOCUMENT NO.		W/ & W/O EARS GLOW WIRE				
ANGULAR ± 1/2°		DRAFT WHERE APPLICABLE MUST REMAIN WITHIN DIMENSIONS		SEE CHART		SD-5559-425		MOLEX INCORPORATED		
				SIZE [C]		THIS DRAWING CONTAINS INFORMATION THAT IS PROPRIETARY TO MOLEX INCORPORATED AND SHOULD NOT BE USED WITHOUT WRITTEN PERMISSION				