



Distributor of Molex Connector Corporation: Excellent Integrated System Limited
Datasheet of 0051260010 - D-Sub Connector Plug, Male Pins 96 Position Panel Mount,
Through Hole, Right Angle Solder

Contact us: sales@integrated-circuit.com Website: www.integrated-circuit.com

Excellent Integrated System Limited

Stocking Distributor

Click to view price, real time Inventory, Delivery & Lifecycle Information:

[Molex Connector Corporation](#)
[0051260010](#)

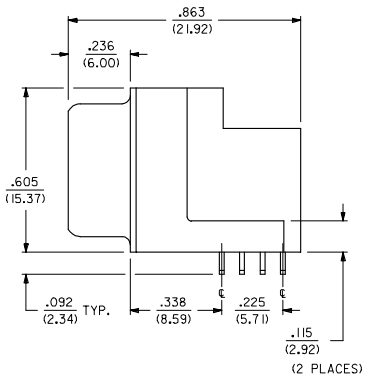
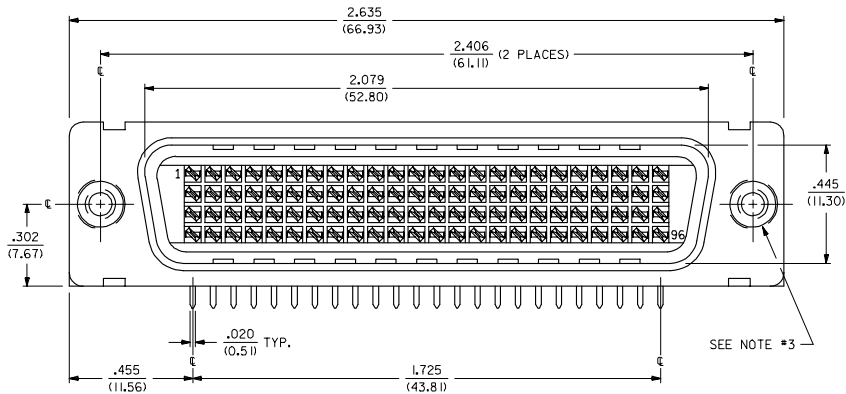
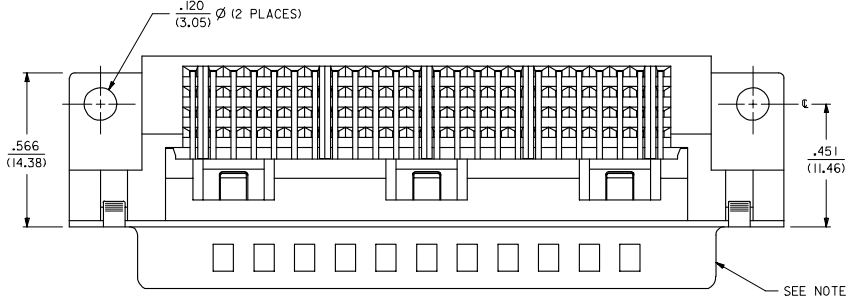
For any questions, you can email us directly:
sales@integrated-circuit.com

Contact us: sales@integrated-circuit.com Website: www.integrated-circuit.com

NOTES:

- CONNECTOR MATERIALS:
HOUSING, INSERT-MOLDED STICKS, AND RIGHT ANGLE BRACKET ARE MADE OF GLASS FILLED LCP (LIQUID CRYSTAL POLYMER), U.L. 94 V-0, COLOR IS BLACK;
TERMINALS ARE .018(0.46) THICK PHOSPHOR BRONZE; TERMINAL PLATING IS .000030/(.00076) MINIMUM GOLD IN CONTACT AREA, AND .000100/(.00254) MINIMUM TIN ON P.C. TAILS, OVER NICKEL UNDERPLATE OVERALL.
- FRONT SHELL:
DRAW QUALITY STEEL, .020(0.51) THICK;
PLATING: 100-175 MICRONS(2.54-4.44 MICROMETERS) BRIGHT NICKEL OVER 50 MICRONS(1.27 MICROMETERS) MAXIMUM COPPER OVERALL.
- THREADED INSERT (2 PLACES):
BRASS, M3 X 0.5 (METRIC) INTERNAL THREAD.
- ALL DIMENSIONS ARE SHOWN FOR REFERENCE ONLY UNLESS SPECIFIED OTHERWISE.
- THIS CONNECTOR CONFORMS TO PRODUCT SPECIFICATION PS-70660.

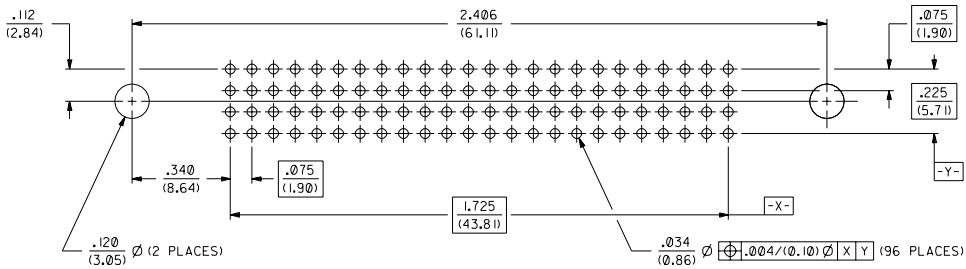
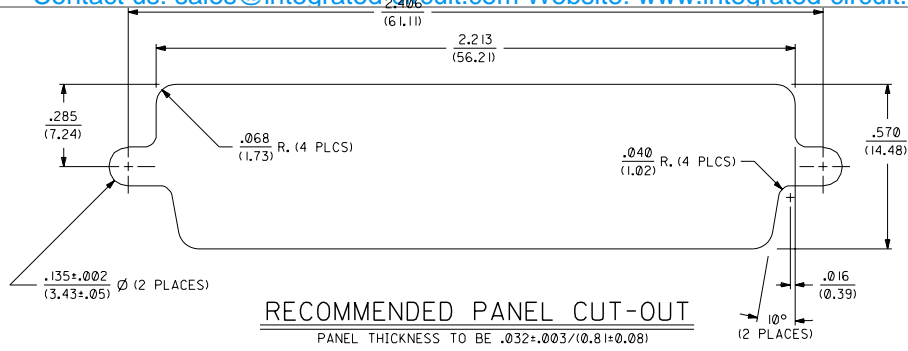
NOTE FOR LEAD FREE CONVERSION:
THE PRIMARY SHIPPING CARTON WILL BE LABELED "COMPLIANT TO ROHS DIRECTIVE 2002/95/EC AND ELV ANNEX II OF DIRECTIVE 2000/53/EC". CARTONS WITHOUT THIS LABEL MAY CONTAIN PRODUCT WITH LEAD.



2	D
1	F
SHT	REV

MODIFY PLATING EIC NO: UCF2006-0666 DRAWN BY: 2006/02/06 CHK: KJUNGAN APPR: SMILLER 2006/02/09	QUALITY SYMBOLS	GENERAL TOLERANCES (UNLESS SPECIFIED)	DIMENSION STYLE	SCALE	DESIGN UNITS	THIRD ANGLE PROJECTION															
	▽=0 ▽=0	<table border="1"> <thead> <tr> <th></th> <th>mm</th> <th>INCH</th> </tr> </thead> <tbody> <tr> <td>4 PLACES</td> <td>±---</td> <td>±---</td> </tr> <tr> <td>3 PLACES</td> <td>±---</td> <td>±---</td> </tr> <tr> <td>2 PLACES</td> <td>±---</td> <td>±---</td> </tr> <tr> <td>1 PLACE</td> <td>±---</td> <td>±---</td> </tr> </tbody> </table> ANGULAR ±1/2°		mm	INCH	4 PLACES	±---	±---	3 PLACES	±---	±---	2 PLACES	±---	±---	1 PLACE	±---	±---	IN/MM 4:1	INCH	INCH	THIRD ANGLE PROJECTION
		mm	INCH																		
	4 PLACES	±---	±---																		
3 PLACES	±---	±---																			
2 PLACES	±---	±---																			
1 PLACE	±---	±---																			
DRAFT WHERE APPLICABLE MUST REMAIN WITHIN DIMENSIONS	DRAWN BY: GLT CHECKED BY: CAB APPROVED BY: CAB DATE: 91/09/30	MATERIAL NO. 051-26-0010	TITLE LFH, .075 PITCH, 96 CIRCUIT, RIGHT ANGLE I/O PLUG CONNECTOR	MOLEX INCORPORATED	SHEET NO. 1 OF 2	THIS DRAWING CONTAINS INFORMATION THAT IS PROPRIETARY TO MOLEX INCORPORATED AND SHOULD NOT BE USED WITHOUT WRITTEN PERMISSION															

Contact us: sales@integrated-circuit.com Website: www.integrated-circuit.com



MFG.	SH.	REV.	LTR.	REVISIONS
				D SEE SHEET #1

DIMENSIONS SHOWN IN METRIC INCH		UNLESS OTHERWISE SPECIFIED		TOLERANCES ANGULAR ± NORM	
3 PLACE	± .003	INCH	METRIC		
2 PLACE	± .005	INCH	METRIC		
1 PLACE	± .008	INCH	METRIC		
DIMENSIONS APPLICABLE MUST REMAIN WITHIN DIMENSIONS					
DATE	BY	CHKD.	APP'D.	SCALE	4 : 1
		GWF	GWF		
PART NO. SEE SHEET #1		DRAWG. NO. SDA-70665-0001		DATE 06/05/96	
MOLEX INCORPORATED		MFG. NO. 150286852		DA C	