

## Excellent Integrated System Limited

Stocking Distributor

Click to view price, real time Inventory, Delivery & Lifecycle Information:

[Wurth Electronics Inc](#)  
[418117270901](#)

For any questions, you can email us directly:

[sales@integrated-circuit.com](mailto:sales@integrated-circuit.com)

# TECHNICAL CHARACTERISTICS

## SPECIFICATION

<b>&gt;Contact Rating:</b>	
Switching:	25mA, 24VDC
Non-Switching:	100mA, 50VDC
<b>&gt;Contact Resistance:</b>	
Initial:	50mOHM max.
After Life Test:	100mOHM max.
<b>&gt;Insulation Resistance:</b>	
	min. 100MOHM at 500VDC
<b>&gt;Dielectric Strength:</b>	
	500VAC for 1 minute
<b>&gt;Operating Force:</b>	
	1000g max.
<b>&gt;Mechanical Life:</b>	
	min. 5000 cycles
<b>&gt;Electrical Life:</b>	
	2000 cycles / 25mA, 24VDC
<b>&gt;Raise Actuator Type</b>	

## MATERIAL

<b>&gt;Cover:</b>	PBT UL 94V-0, color Red
<b>&gt;Base:</b>	PA 66 UL 94V-0, color Black
<b>&gt;Actuator:</b>	PA 66 UL 94V-0, color White
<b>&gt;Contact:</b>	Gold Plated
<b>&gt;Terminal:</b>	Tin Plated

## SOLDERING INFORMATION

<b>&gt;Terminal in THT version</b>	
<b>&gt;Wave soldering 260°C 10sec. max</b>	
<b>&gt;Hand soldering with 30W or under at 350°C for 3 sec. max or at 270°C for 5 sec max</b>	
<b>&gt;Keep in "off" position during soldering</b>	
<b>&gt;Ultrasonic cleaning not re-commended</b>	
<b>&gt;Any inflow of Flux into the switch may influence the contact function</b>	

## ENVIRONMENTAL

<b>&gt;Storage condition: -40°C ~ +85°C</b>	
<b>&gt;Operation condition: -40°C ~ +85°C</b>	
<b>&gt;Compliance: Lead Free, ROHS, Reach</b>	

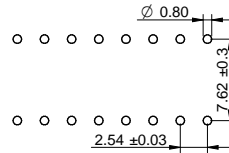
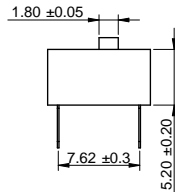
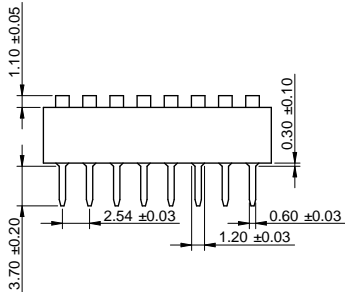
## PACKAGING INFORMATION

<b>&gt;Tube packaging only</b>	
<b>&gt;On delivery in "off" position</b>	

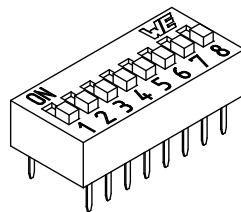
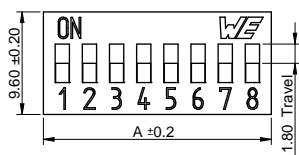
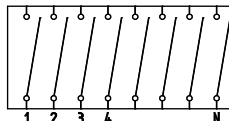
## DIMENSION

No.Of Pole	1	2	3	4	5	6
Dim. A (mm)	3.54	6.08	8.62	11.16	13.70	16.24
No.Of Pole	7	8	9	10	12	
Dim. A (mm)	18.78	21.32	23.86	26.40	31.48	

Scale - 2:1



Wiring Diagram



This electronic component is designed and developed with the intention for use in general electronics equipments.

Before incorporating the components into any equipments in the field such as aerospace, aviation, nuclear control, submarine, transportation, (automotive control, train control, ship control), transportation signal, disaster prevention, medical, public information network etc. where higher safety and reliability are especially required or if there is possibility of direct damage or injury to human body, Wurth Elektronik must be asked for a written approval.

In addition, even electronic component in general electronic equipments, when used in electrical circuits that require high safety, reliability functions or performance, the sufficient reliability evaluation-check for the safety must be performed before by the user before usage.

		Projection		GENERAL TOLERANCE .x = +/- 0,2 .xx = +/- 0,15		Basic material	
				Date	Name	DESCRIPTION	
				Drawn	09-02-24	Jelissarow	WS-DITV,THT version raise Actuator without top tape sealed
				Checked	09-02-24	Hsu	
						Scale 2:1	Position
						SIZE	
						A4	
						Drawing:- No. 4181172709xx	
						System :Solid Edge V20	