

Excellent Integrated System Limited

Stocking Distributor

Click to view price, real time Inventory, Delivery & Lifecycle Information:

[Wurth Electronics Inc](#)
[418317170902](#)

For any questions, you can email us directly:

sales@integrated-circuit.com

TECHNICAL CHARACTERISTICS

SPECIFICATION

- >**Contact Rating:**
 - Switching: 25mA, 24VDC
 - Non-Switching: 100mA, 50VDC
- >**Contact Resistance:**
 - Initial: 50mOHM max.
 - After Life Test: 100mOHM max.
- >**Insulation Resistance:** min. 100MOHM at 500VDC
- >**Dielectric Strength:** 500VAC for 1 minute
- >**Operating Force:** 1000g max.
- >**Mechanical Life:** min. 5000 cycles
- >**Electrical Life:** 2000 cycles / 25mA, 24VDC
- >**Flat Actuator Type**

MATERIAL

- >**Cover:** PPS UL 94V-0, color Black
- >**Base:** HTN UL 94V-0, color Black
- >**Actuator:** PA 46 UL 94V-0, color White
- >**Contact:** Gold Plated
- >**Terminal:** Tin Plated

SOLDERING INFORMATION

- >**Terminal in THT version**
- >**Wave soldering 260°C 10 sec. max**
- >**Hand soldering with 30W or under at 350°C for 3 sec. max or at 270°C for 5 sec. max**
- >**Keep in "off" position during soldering**
- >**Ultrasonic cleaning not re-recommended**
- >**Any inflow of Flux into the switch may influence the contact function**

ENVIRONMENTAL

- >**Storage condition:** -40°C ~ +85°C
- >**Operation condition:** -40°C ~ +85°C
- >**Compliance:** Lead Free, ROHS, Reach

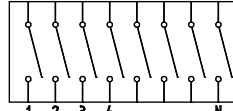
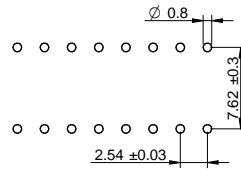
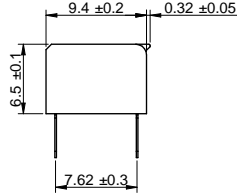
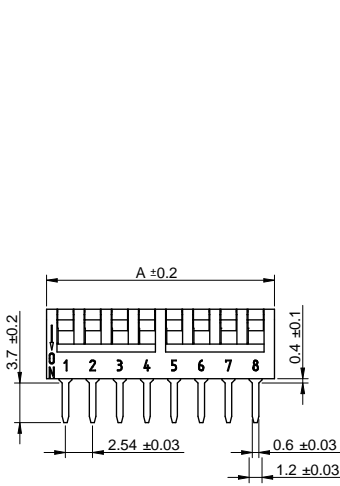
PACKAGING INFORMATION

- >**Tube packaging only**
- >**On delivery in "off" position**

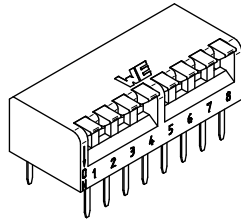
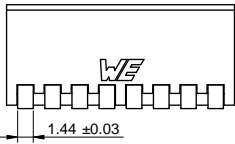
DIMENSION

No.Of Pole	2	3	4	5	6	7
Dim. A (mm)	6.08	8.62	11.16	13.70	16.24	18.78
No.Of Pole	8	10	12			
Dim. A (mm)	21.32	26.40	31.48			

Scale - 2:1



Wiring Diagram



This electronic component is designed and developed with the intention for use in general electronics equipments.

Before incorporating the components into any equipments in the field such as aerospace, aviation, nuclear control, submarine, transportation, (automotive control, train control, ship control), transportation signal, disaster prevention, medical, public information network etc. where higher safety and reliability are especially required or if there is possibility of direct damage or injury to human body, Würth Elektronik must be asked for a written approval.

In addition, even electronic component in general electronic equipments, when used in electrical circuits that require high safety, reliability functions or performance, the sufficient reliability evaluation-check for the safety must be performed before by the user before usage.

		GENERAL TOLERANCE		Basic material	
		.x = +/- 0,2 .xx = +/- 0,15			
		Date	Name	DESCRIPTION	
		Drawn 09-02-24	Jelisarow	WS-DITU, Piano type	
		Checked 09-02-24	Hsu	THT version, flat Actuator without top tape sealed	
				Scale 2:1	Position
b	Revised MatchCode	14-07-24	AL	Würth Elektronik RDX	SIZE
a	warning text	11-10-26	WJ		A4
REV	FILE	DATE	BY	EDV NO 4183171709xx.dft	System :Solid Edge V20