

Excellent Integrated System Limited

Stocking Distributor

Click to view price, real time Inventory, Delivery & Lifecycle Information:

[Harting](#)

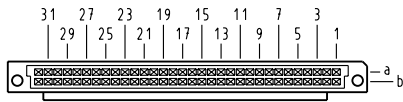
[09027646825](#)

For any questions, you can email us directly:

sales@integrated-circuit.com

Alle Rechte vorbehalten. All rights reserved.

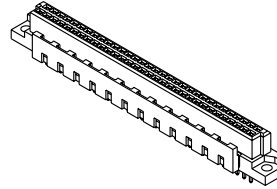
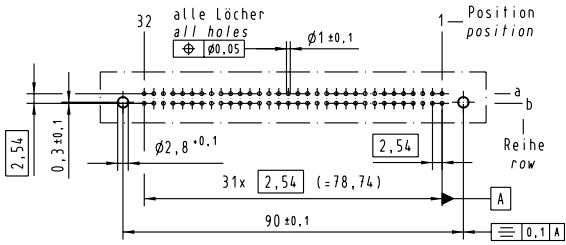
X
Kontaktanordnung
Contact arrangement



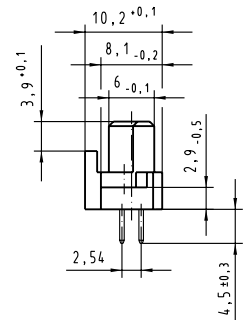
64 Signal Kontakte
64 signal contacts

- ◻ = Kontaktposition belegt
= position with contact
- ◯ = Kontaktposition nicht belegt
= position without contact

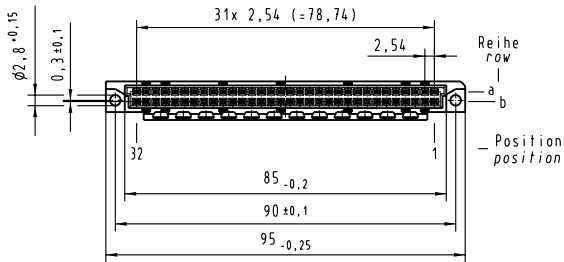
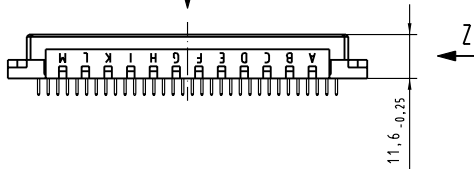
X
(Lochbild)
(Board drillings)



Z
2:1



X



09 02 764 6825	2	Au über/over PdNi
Bestell-Nr. Part-No.	Anforderungsstufe nach IEC performance level per IEC	Kontaktoberfläche Contact Plating

All dimensions in mm Original Size DIN A 3		Techn. Character.		Nicht tolerierte Maß/Free size tolerances siehe / see IEC 60603-2	
Detail.	27.04.04	Häge.	Maßstab/Scale 1:1 (2:1)	Baupform B Federleiste mit Kodierung Einlötl 4,5 , 64 pol. type B female connector with coding solder 4,5 , 64 pol.	
Insp.	27.04.04	kfoe			
Stand.					
31994	HARTING Electronics GmbH & Co. KG			TB 09 02 764 x825	Blatt/ page
Mod.	Dat.	Name			