

## Excellent Integrated System Limited

Stocking Distributor

Click to view price, real time Inventory, Delivery & Lifecycle Information:

[Harting](#)

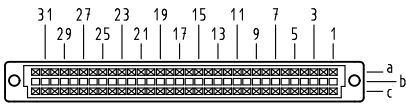
[09032646824](#)

For any questions, you can email us directly:

[sales@integrated-circuit.com](mailto:sales@integrated-circuit.com)

Alle Rechte vorbehalten. All rights reserved

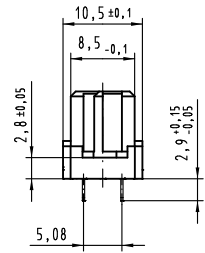
**X**  
Kontaktanordnung  
contact arrangement



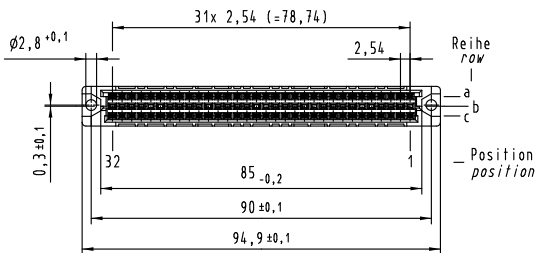
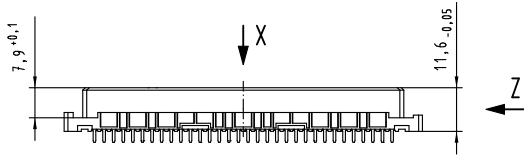
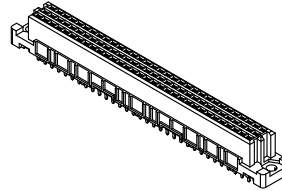
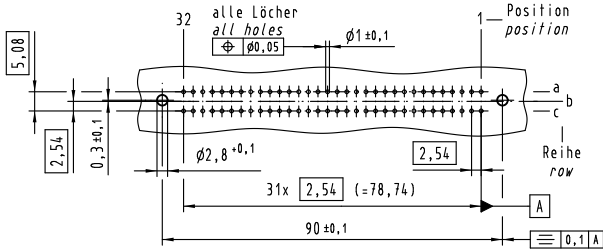
64 Einlöt-Kontakte  
64 solder-contacts

- ☐ = Einlöt-Kontakt  
= solder-contact
- = kinked Einlöt-Kontakt  
= kinked solder-contact
- = Kontaktposition nicht belegt  
= position without contact

**Z (2:1)**



**X**  
Lochbild  
board drillings



① weitere Informationen siehe: DS 09 03 210 00 01  
further information see: DS 09 03 210 00 01

All Dimensions in mm Original Size DIN A 3		Techn. Character.			Nicht tolerierte Maß/Free size tolerances IEC 60603-2	
Mod.	Dat.	Name	Bel.	Name	Maßstab/Scale	Sub.
36400	04.07.11	Hage.	Detail.	03.09.99	Rie.	har-bus C Federleiste Einlöt 2,9, 64 pol. har-bus C female connector solder 2,9, 64 pol.
34650	13.08.07	Cla	Insp.	03.09.99	Pa.	
34158	18.01.07	LehT	Stand.			
30815	19.02.02	Rie.				
26083			HARTING Electronics GmbH & Co. KG D-32339 ESPELKAMP			
TB 09 03 264 x824						Blatt/page

09 03 264 7824	3
09 03 264 6824	2
09 03 264 2824	1

Bestell-Nr. part-no. Anforderungsstufe performance level ①

har-bus C Federleiste  
Einlöt 2,9, 64 pol.  
har-bus C female connector  
solder 2,9, 64 pol.

TB 09 03 264 x824  
Sub.