

Excellent Integrated System Limited

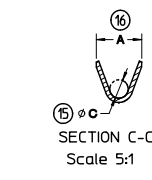
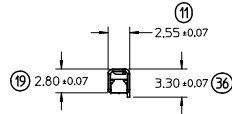
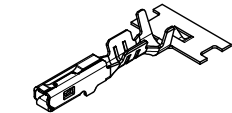
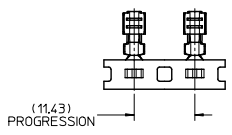
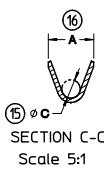
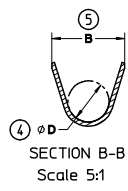
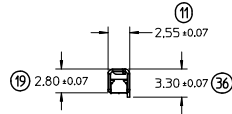
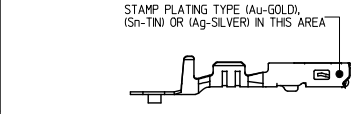
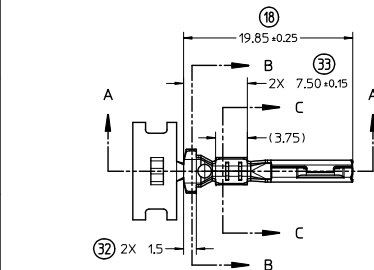
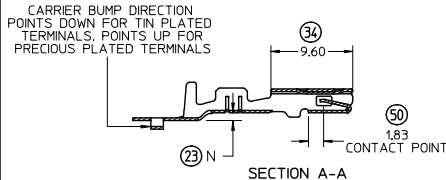
Stocking Distributor

Click to view price, real time Inventory, Delivery & Lifecycle Information:

[Molex Connector Corporation](#)
[0340812005](#)

For any questions, you can email us directly:

sales@integrated-circuit.com



ib_frame_C_P_AM_T
Rev. G 2012/01/11

TABLE 1 - TERMINAL PART NUMBER AND DIMENSION REFERENCE

FAMILY	GENDER	SEALING	PLATING	PART NUMBER	PAYOFF DIRECTION	GRIP CODE	WIRE SIZES*	A ±0.3	B ±0.20	C ±0.3	D ±0.15	N ±0.10	SPECIAL CHARACTERISTICS
MX150	RECEPTACLE	WIRE SEAL	Sn	34083-2003	RIGHT (B)	22	22AWG	2.5	4.85	0.9	2.90	0.55	HIGH PERFORMANCE Sn
				34083-3003	LEFT (D)	18	0.35-0.50mm ²	3.3	5.00	1.3	2.90	0.70	
				34083-2002	RIGHT (B)	18	20/18AWG	3.3	5.00	1.3	2.90	0.70	
				34083-3002	LEFT (D)	14	0.75-1.00mm ²	3.6	5.00	1.7	2.90	0.90	
				34083-2001	RIGHT (B)	14	16/14AWG	3.6	5.00	1.7	2.90	0.90	
				34083-3001	LEFT (D)	22	1.50-2.00mm ²	2.5	4.85	0.9	2.90	0.55	
			Au	34081-2005	RIGHT (B)	22	22AWG	2.5	4.85	0.9	2.90	0.55	HIGH PERFORMANCE Au
				34081-3005	LEFT (D)	18	0.35-0.50mm ²	3.3	5.00	1.3	2.90	0.70	
				34081-2004	RIGHT (B)	18	20/18AWG	3.3	5.00	1.3	2.90	0.70	
				34081-3004	LEFT (D)	14	0.75-1.00mm ²	3.6	5.00	1.7	2.90	0.90	
				34081-2003	RIGHT (B)	14	16/14AWG	3.6	5.00	1.7	2.90	0.90	
				34081-3003	LEFT (D)	22	1.50-2.00mm ²	2.5	4.85	0.9	2.90	0.55	
Ag	34081-4003	RIGHT (B)	22	22AWG	2.5	4.85	0.9	2.90	0.55	HIGH PERFORMANCE Ag			
	34081-5003	LEFT (D)	18	0.35-0.50mm ²	3.3	5.00	1.3	2.90	0.70				
	34081-4002	RIGHT (B)	18	20/18AWG	3.3	5.00	1.3	2.90	0.70				
	34081-5002	LEFT (D)	14	0.75-1.00mm ²	3.6	5.00	1.7	2.90	0.90				
				34081-4001	RIGHT (B)	14	16/14AWG	3.6	5.00	1.7	2.90	0.90	
				34081-5001	LEFT (D)	22	1.50-2.00mm ²	2.5	4.85	0.9	2.90	0.55	

* SEE AS-34083-002 FOR SPECIFIC WIRE TYPES

- NOTES: (UNLESS OTHERWISE SPECIFIED)
- MATING TERMINAL SHOWN ON DRAWING SD-34080-001
 - MATERIAL: ASTM B422, UNS C19025, HR04
THICKNESS: 0.30 mm ±0.01
TEMPER: FULL HARD (REF)
TENSILE: 496 MIN MPA
 - TIN PLATED TERMINAL FINISH
OVERALL UNDERPLATE ELECTRODEPOSITED NICKEL
OVERALL ELECTRODEPOSITED REFLOW TIN
 - GOLD PLATED TERMINAL FINISH
OVERALL UNDERPLATE ELECTRODEPOSITED
DUCTILE SULFAMATE NICKEL
CONTACT AREA - ELECTRODEPOSITED GOLD
GRIP AREA - ELECTRODEPOSITED 100%
TIN MATTE FINISH
 - SILVER PLATED TERMINAL FINISH
OVERALL UNDERPLATE ELECTRODEPOSITED
DUCTILE SULFAMATE NICKEL
CONTACT AREA - ELECTRODEPOSITED PURE SILVER
(0.5% MAX IMPURITIES) SEMI-
BRIGHT FINISH
- SILVER ANTI-TARNISH : EVABRITE
GRIP AREA - ELECTRODEPOSITED 100%
TIN MATTE FINISH
 - MEETS PERFORMANCE SPECIFICATION FOR
CABLE TO TERMINAL ELECTRICAL CRIMPS
PER SAE/USCAR-21 (5/2002)
 - MEETS PERFORMANCE STANDARD FOR
AUTOMOTIVE ELECTRICAL CONNECTOR
SYSTEMS FOR SAE/USCAR-2 REV. 4
(TEMP CLASS 3) (5/2004)
 - MEETS ELECTRICAL CONNECTION SYSTEM
DESIGN SPECIFICATION (SDS) REV.11 (5/2002)
 - MEETS FIELD CORRELATED LIFE TEST (FCLT) PER
SAE/USCAR-20 (6/2004)
 - INSERTION FORCE WITH INLINE BLADE TERMINAL:
AVG. FORCE 3.1 N TIN (REFERENCE)
2.7 N GOLD (REFERENCE)
2.9 N SILVER (REFERENCE)
 - REFERENCE FORD CAVITY SPECIFICATION
97BG-14474-ADA
 - REFERENCE AS-34083-002 FOR CRIMP INFORMATION
 - REFERENCE PK-31300-516 FOR REEL DIRECTION
 - REFERENCE PS-34083-002 FOR PRODUCT SPECIFICATION

MINOR CORRECTIONS EC NO: UAU2014-1574 DRAWN BY: JENNINGS01 2014/03/03 CHKD BY: DHIR 2014/06/11 APPROVED BY: MOSEER 2014/06/17	QUALITY SYMBOLS ▽=0 ▽=0 ▽=0	GENERAL TOLERANCES (UNLESS SPECIFIED)		DIMENSION STYLE MM ONLY		SCALE 3:1	DESIGN UNITS METRIC	THIRD ANGLE PROJECTION	
		4 PLACES ± ---	± ---	DRAWN BY K. FERGUSON	DATE 4/14/2009	MX 150 RECEPTACLE CABLE SEAL			
		3 PLACES ± ---	± ---	CHECKED BY A. DHIR	DATE 4/14/2009				
		2 PLACES ± 0.10	± ---	APPROVED BY B. MOSEER	DATE 4/14/2009				
1 PLACE ± 0.3	± ---	MATERIAL NO.		DOCUMENT NO.	SHEET NO. 1 OF 1				
0 PLACE ±	±	ANGULAR ± 3°		SEE TABLE		SD-34083-002			
DRAFT WHERE APPLICABLE MUST REMAIN WITHIN DIMENSIONS		THIS DRAWING CONTAINS INFORMATION THAT IS PROPRIETARY TO MOLEX INCORPORATED AND SHOULD NOT BE USED WITHOUT WRITTEN PERMISSION							