

Excellent Integrated System Limited

Stocking Distributor

Click to view price, real time Inventory, Delivery & Lifecycle Information:

[Bourns Inc.](#)
[DR331-105BE](#)

For any questions, you can email us directly:
sales@integrated-circuit.com



Features

- RoHS compliant*
- Bifilar or sector windings
- Wide frequency range over 1000 MHz
- Rated current 0.2 to 0.5A
- Open construction is more economical than DR332 Series

Applications

- For the suppression of EMI in data and signal lines, e.g. CAN Bus

DR331 Series Surface Mount Data Line Chokes

Electrical Characteristics (@ 25 °C)

Bourns Part Number	L (1-4) @ 100 kHz, 0.1 Vrms (μH)	LL (1-4) @ 100 kHz, 0.1 Vrms (Typ.) (2-3 Short)	RDC (Ω) (Winding) Max.	Rated Current Max.	Winding
DR331-113BE	11.0 ±25 %	0.05 μH	0.12	0.5 A	Bifilar
DR331-253AE	25.0 ±25 %	1.50 μH	0.20	0.5 A	Sector
DR331-513AE	51.0 ±25 %	2.00 μH	0.30	0.5 A	Sector
DR331-513BE	51.0 ±25 %	0.60 μH	0.30	0.5 A	Bifilar
DR331-104AE	100.0 ±25 %	0.85 μH	0.10	0.5 A	Sector
DR331-474BE	470.0 ±25 %	0.28 μH	0.28	0.5 A	Bifilar
DR331-105BE	1000.0 ±25 %	0.29 μH	0.40	0.5 A	Bifilar
DR331-225BE	2200.0 ±25 %	0.30 μH	0.70	0.3 A	Bifilar
DR331-475BE	4700.0 ±25 %	0.30 μH	0.70	0.2 A	Bifilar

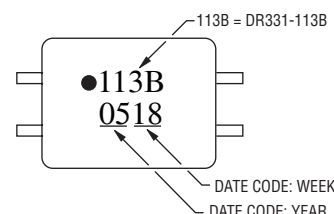
Rated Voltage80 Vdc/42 Vac
 Hipot (1 sec.).....250 Vac/60 Hz, 3 mA
 *Operating Temperature ..-40 to +135 °C
 *Storage Temperature-40 to +135 °C
 Temperature Rise30 °C max. at rated current
 Resistance to Solder Heat260 °C 10 sec.
 CoreFerrite
 WireEnameled copper wire (Class F)
 BasePhenolic (UL 94V-0)
 TerminalCu/Ni/Sn
 Adhesive.....Epoxy resin
 Packaging1500 pcs. per reel

How to Order

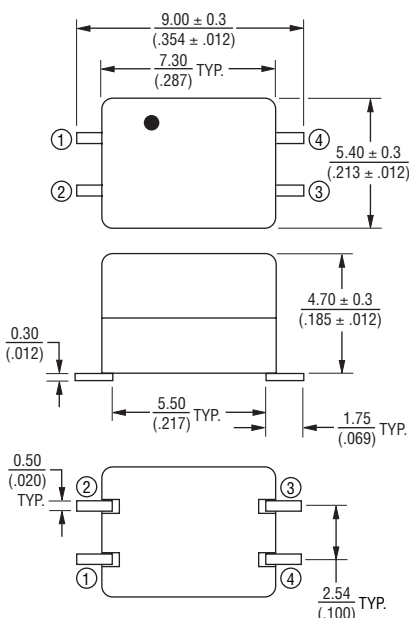
DR331 - 253 A E

Model _____
 Value Code _____
 See Model-Value Table
 Winding Type _____
 A = Sector
 B = Bifilar
 Terminal _____
 E = Cu/Ni/Sn (RoHS compliant)

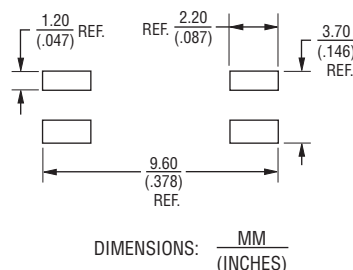
Typical Part Marking



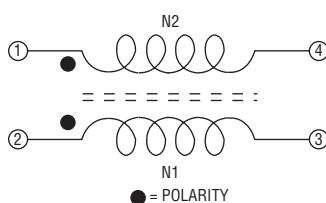
Product Dimensions



Recommended PCB Layout



Schematic

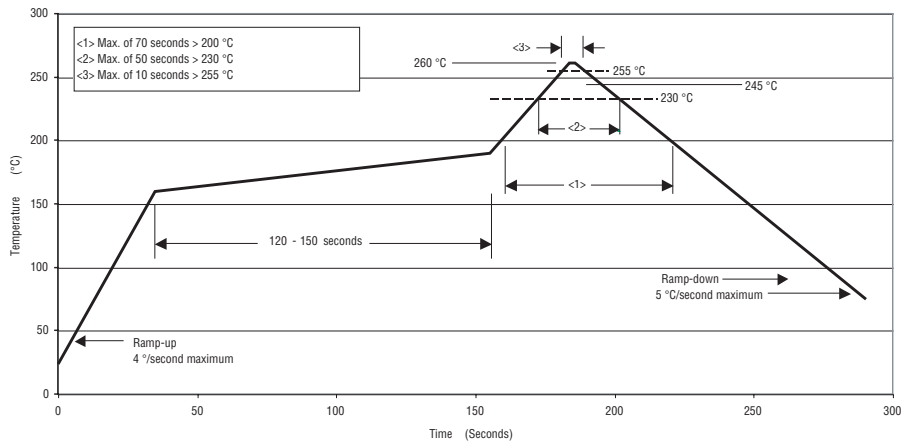


*RoHS Directive 2002/95/EC Jan. 27, 2003 including annex and RoHS Recast 2011/65/EU June 8, 2011.
 Specifications are subject to change without notice.
 Customers should verify actual device performance in their specific applications.

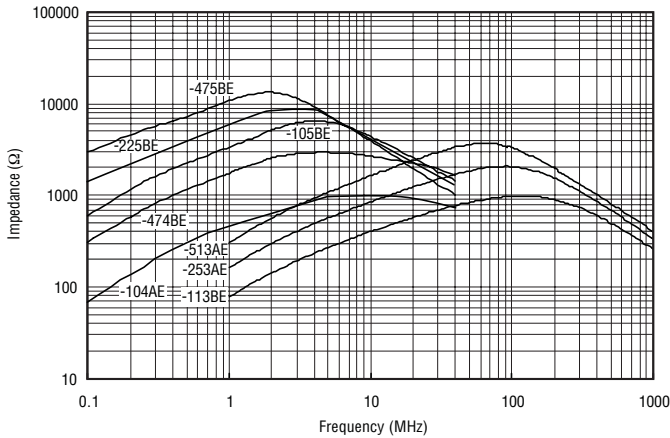
DR331 Series Surface Mount Data Line Chokes



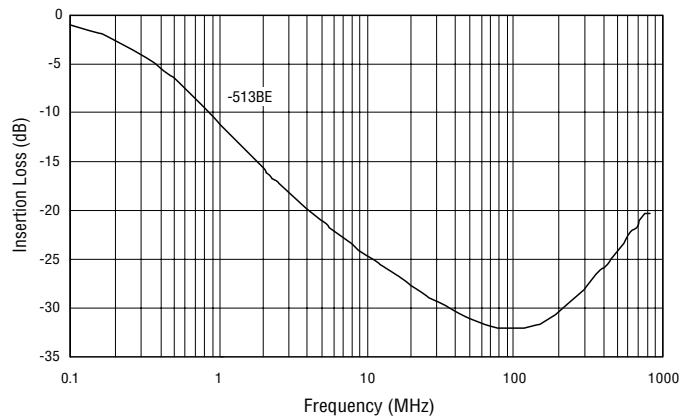
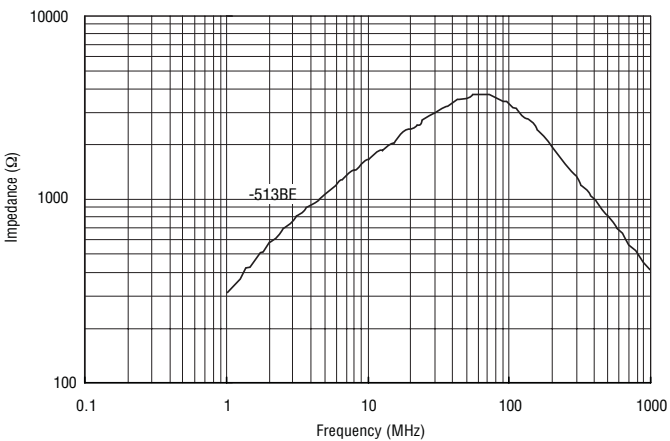
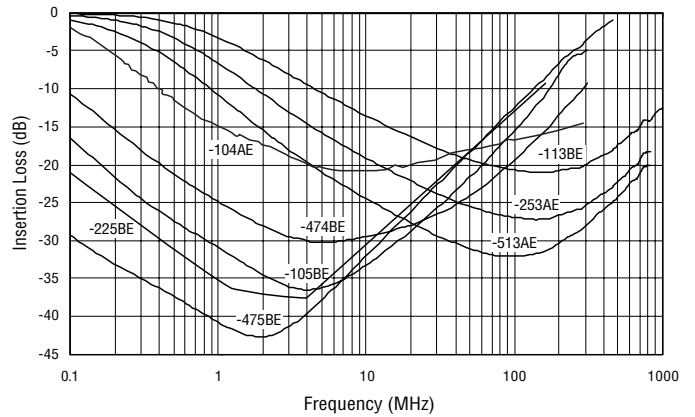
Solder Profile



Impedance vs. Frequency



Insertion Loss vs. Frequency



Specifications are subject to change without notice.
 Customers should verify actual device performance in their specific applications.

DR331 Series Surface Mount Data Line Chokes **BOURNS®**

Packaging Specifications

