

Excellent Integrated System Limited

Stocking Distributor

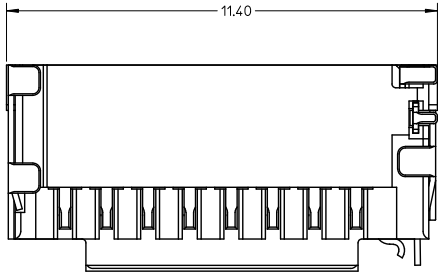
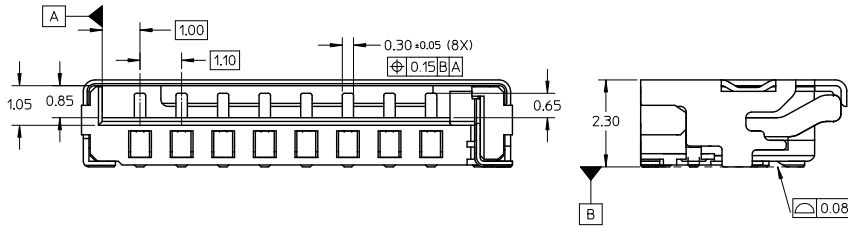
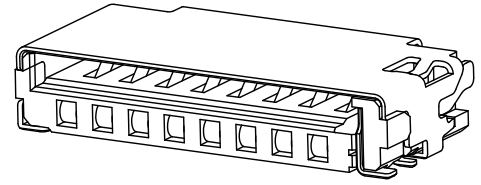
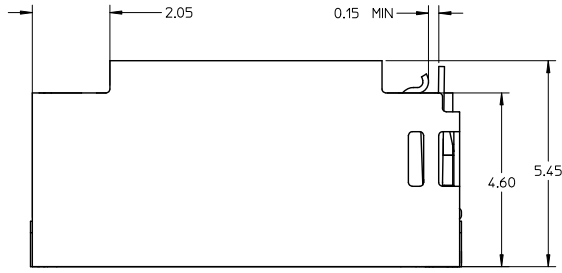
Click to view price, real time Inventory, Delivery & Lifecycle Information:

[Molex Connector Corporation](#)
[0475710001](#)

For any questions, you can email us directly:

sales@integrated-circuit.com

10 9 8 7 6 5 4 3 2 1



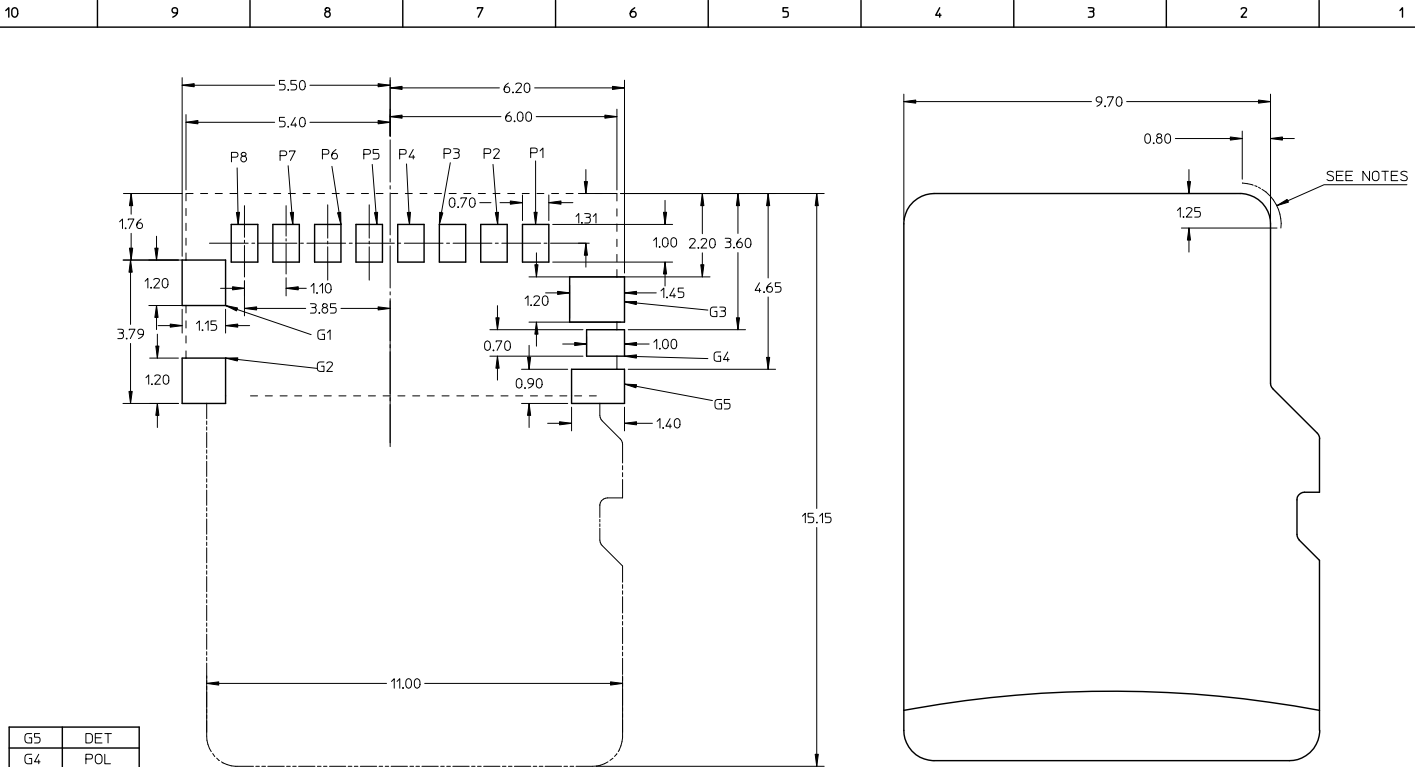
NOTES:

- MATERIAL:**
 - 1-1 HOUSING: LCP, 30% G/F, UL 94V-0, BLACK
 - 1-2 SIGNAL TERMINAL AND DETECT TERMINAL: PHOSPHOR BRONZE
 - 1-3 METAL SHELL: STAINLESS STEEL
- FINISH:**
 - 2-1 SIGNAL TERMINAL: 1.25 MICRON NICKEL MIN UNDER-PLATED, CONTACT AREA SEE TABLE, GOLD FLASH ON SOLDER AREA.
 - 2-2 METAL SHELL: GOLD FLASH OVER NICKEL ON SOLDER AREA.
 - 2-3 DETECT PIN: 1.25 MICRON NICKEL MIN UNDER-PLATED GOLD FLASH PLATED ON CONTACT AREA, TIN PLATED ON SOLDER AREA.
- PRODUCT SPECIFICATION:** PS-47309-001.
- PACKAGE SPECIFICATION:** PK-47571-001.
- PRODUCT COMPLIANT TO** RoHS DIRECTIVE 2002/95/EC AND ELV 2000/53/EC.

47571-0101	0.38 MICRON MIN. GOLD PLATING
47571-0001	0.76 MICRON MIN. GOLD PLATING
47571-2001	0.1 MICRON MIN. GOLD PLATING
P/N	CONTACT AREA PLATING

ADD PART NUMBER EC NO. SH2012-02-61 CHKD: CHIKO APPR: AYIN REV	DESCRIPTION 2012/02/10 2012/02/23	QUALITY SYMBOLS ∇=0 ∇=0 ∇=0	GENERAL TOLERANCES (UNLESS SPECIFIED)		DIMENSION STYLE MM ONLY		SCALE 1:1	DESIGN UNITS METRIC	THIRD ANGLE PROJECTION	
			mm	INCH	DRAWN BY	DATE	TITLE			
			4 PLACES ± ---	± ---	GLLI	2012/02/10	TFR HEADER WITH DETECT PIN			
			3 PLACES ± ---	± ---	CHECKED BY	DATE	MOLEX INCORPORATED			
2 PLACES ± 0.15	± ---	XQ ZHANG	2012/02/10	MATERIAL NO.		DOCUMENT NO.	SHEET NO.			
1 PLACE ± 0.25	± ---	APPROVED BY	DATE	SEE TABLE		SD-47571-001	1 OF 2			
ANGULAR ± 3 °		AYIN	2012/02/23	THIS DRAWING CONTAINS INFORMATION THAT IS PROPRIETARY TO MOLEX INCORPORATED AND SHOULD NOT BE USED WITHOUT WRITTEN PERMISSION						
DRAFT WHERE APPLICABLE MUST REMAIN WITHIN DIMENSIONS										

9 8 7 6 5 4 3 2 1



G5	DET
G4	POL
G3	GND
G2	GND
G1	GND
P8	DAT1
P7	DAT0
P6	VSS
P5	CLK
P4	VDD
P3	CMD
P2	CD/DAT3
P1	DAT2
NAME	TYPE
PIN ASSIGNMENT	

----- CONNECTOR PROFILE
 - - - - - CARD PROFILE

NOTES:
 NO CONDUCTIVE EXPOSURE TRACE IS ALLOWED ON THE SIDE FACE OF THE CARD AT THIS AREA.

SEE SHEET 1
EC NO: SH2012-0261
CHKD: GLL
DATE: 2012/02/10
APPR: AYIN
DATE: 2012/02/23

QUALITY SYMBOLS
$\nabla=0$
$\nabla=0$
$\nabla=0$

GENERAL TOLERANCES (UNLESS SPECIFIED)
4 PLACES \pm ---
3 PLACES \pm ---
2 PLACES ± 0.15
1 PLACE ± 0.25
ANGULAR $\pm 3^\circ$

DIMENSION STYLE
MM ONLY
DRAWN BY GLL
DATE 2012/02/10
CHECKED BY XO ZHANG
DATE 2012/02/10
APPROVED BY AYIN
DATE 2012/02/23

SCALE 1:1
DESIGN UNITS METRIC
THIRD ANGLE PROJECTION
TFR HEADER WITH DETECT PIN
MOLEX INCORPORATED
MATERIAL NO. SEE SHEET 1
DOCUMENT NO. SD-47571-001

SIZE A3
THIS DRAWING CONTAINS INFORMATION THAT IS PROPRIETARY TO MOLEX INCORPORATED AND SHOULD NOT BE USED WITHOUT WRITTEN PERMISSION

SHEET NO. 2 OF 2
