

Excellent Integrated System Limited

Stocking Distributor

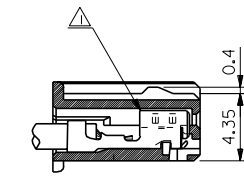
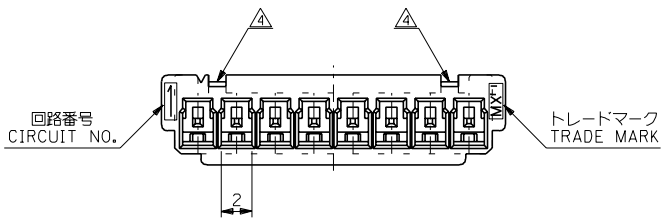
Click to view price, real time Inventory, Delivery & Lifecycle Information:

[Molex Connector Corporation](#)
[0511020800](#)

For any questions, you can email us directly:

sales@integrated-circuit.com

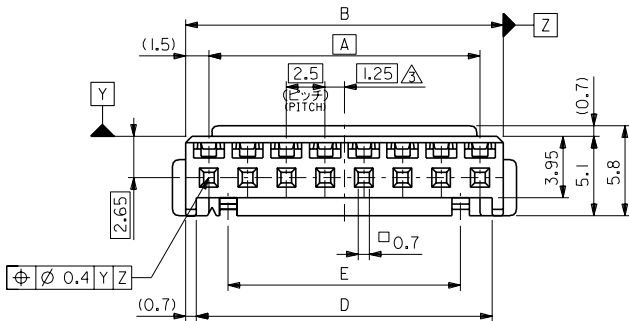
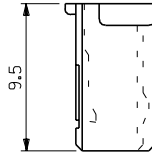
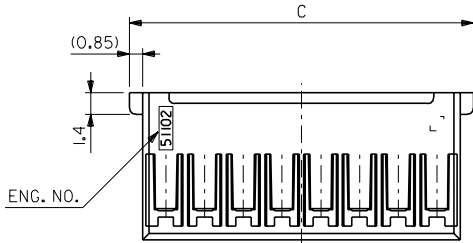
DWG. NO. SD-51102-00
DIMENSIONS IN METRIC DO NOT SCALE DRAWING



ターミナル装着状態図
TERMINAL ASSEMBLY DRAWING

注記 NOTES

- △ 適合ターミナル: 5035I-8*00
APPLICABLE TERMINAL: 5035I-8*00
- 2. 嵌合相手: 53375,53376,53388,53389,53426
53535 シリーズ
MATE WITH: 53375,53376,53388,53389,53426
53535 SEIRES
- △ 偶数極の製品に適用。
APPLY EVEN CIRCUIT PRODUCTS.
- △ ロックの数 NUMBER OF LOCKS
5極以下: 1個
LESS THAN 5 CIRCUIT PRODUCTS: 1 PIECE
6極以上: 2個
MORE THAN 6 CIRCUIT PRODUCTS: 2 PIECES



| | | | | | | |
|------|------|------|------|------|------------|----------------------|
| 32.5 | 36.6 | 39.7 | 38 | 35 | 51102-1500 | 15 |
| 30 | 34.1 | 37.2 | 35.5 | 32.5 | -1400 | 14 |
| 27.5 | 31.6 | 34.7 | 33 | 30 | -1300 | 13 |
| 25 | 29.1 | 32.2 | 30.5 | 27.5 | -1200 | 12 |
| 22.5 | 26.6 | 29.7 | 28 | 25 | -1100 | 11 |
| 20 | 24.1 | 27.2 | 25.5 | 22.5 | -1000 | 10 |
| 17.5 | 21.6 | 24.7 | 23 | 20 | -0900 | 9 |
| 15 | 19.1 | 22.2 | 20.5 | 17.5 | -0800 | 8 |
| 12.5 | 16.6 | 19.7 | 18 | 15 | -0700 | 7 |
| 10 | 14.1 | 17.2 | 15.5 | 12.5 | -0600 | 6 |
| — | 11.6 | 14.7 | 13 | 10 | -0500 | 5 |
| — | 9.1 | 12.2 | 10.5 | 7.5 | -0400 | 4 |
| — | 6.6 | 9.7 | 8 | 5 | -0300 | 3 |
| — | 4.1 | 7.2 | 5.5 | 2.5 | 51102-0200 | 2 |
| E | D | C | B | A | ENG. NO. | 極数 NO. OF CKT. |

| | | | | | | | |
|----------------------------|-------|---|---------------------------|--------------|------------|---|--|
| 角度 ANGLE | +3° | C | 変更 REVISED (J50376) | K.T. S.K. | 95/5/23 | 材料 MATERIAL PBTP, UL94V-0 (白色 WHITE) | MOLEX-JAPAN CO.,LTD. 日本モレックス株式会社 |
| 30以上 OVER | +0.3 | B | 変更 REVISED (J30011) | K.T. S.K. | 93/1/19 | 仕上げ FINISH | |
| 10以上 OVER | +0.25 | A | 変更 REVISED (J20981) | K.T. H.H. | 92/10/21 | 適用電線範囲 WIRE RANGE | REVISION RECORD |
| 10未満 UNDER | +0.2 | O | 新規作成 PROPOSED (J20669) | H.H. M.F. | 92/11/29 | 被覆外径 INS. RANGE | 2.5 WIRE TO BOARD CONN. HOUSING (FRICTION LOCK) |
| 一般公差 GENERAL TOLERANCES | | | 社名 LTR | 変更内容 REV | 日付 DATE | DRAWN BY 92/7/29 H.HIRAMOTO | DWG. NO. SD-51102-00 |
| | | | | DR | CHK | CHK'D BY 95/5/23 S.KUNISHI | REV C |
| | | | | DR | CHK | APP'D BY 95/5/23 M.FUKUSHIMA | SCALE 4 - 1 |

THIS DRAWING CONTAINS INFORMATION THAT IS PROPRIETARY TO MOLEX/JAPAN AND SHOULD NOT BE USED WITHOUT WRITTEN PERMISSION
本図面は日本モレックス(株)の所有する情報を含むもので 当社の許可なく複製を禁止する。
EN-01C(032)MXJ-32