

Excellent Integrated System Limited

Stocking Distributor

Click to view price, real time Inventory, Delivery & Lifecycle Information:

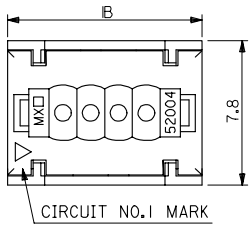
[Molex Connector Corporation](#)
[0520040310](#)

For any questions, you can email us directly:

sales@integrated-circuit.com

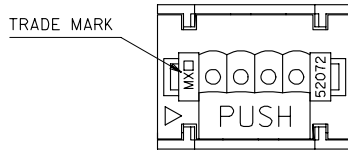
10 9 8 7 6 5 4 3 2 1

FOR 3~12CKTS.



FOR 13~17CKTS.

(ONLY COVER SHAPE IS DIFFERENT FROM 3~12CKTS.)



NOTES: 1. MATERIAL

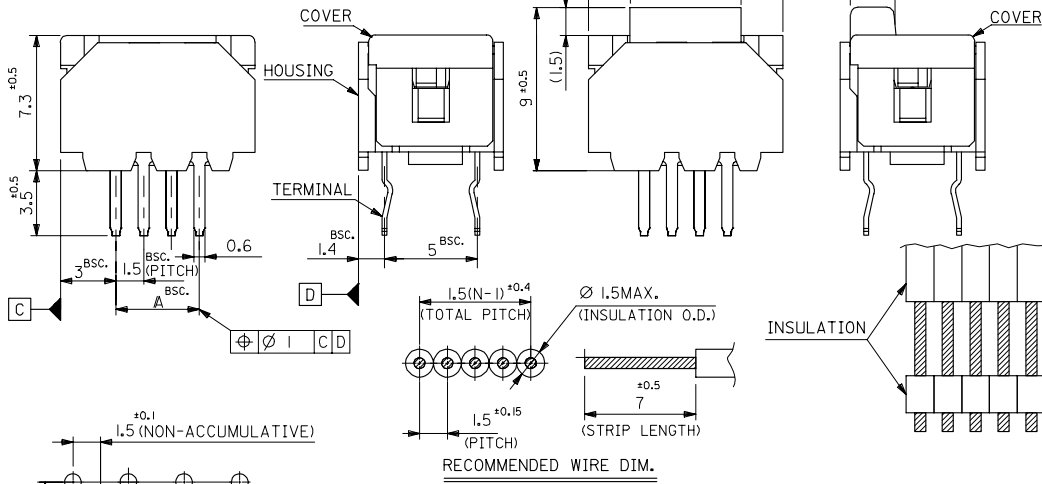
- TERMINAL: PHOS-BRO,TIN-PLATED.(t=0.254)
- HOUSING: PBT(15%G.F.),UL94V-0
G.E. PLASTICS JAPAN LTD.
VALOX DR-48 UL FILE NO. E45587
- COVER: PBT(30%G.F.),UL94V-0
G.E. PLASTICS JAPAN LTD.
VALOX 420-SEO UL FILE NO. E45587

2. APPLICABLE WIRE

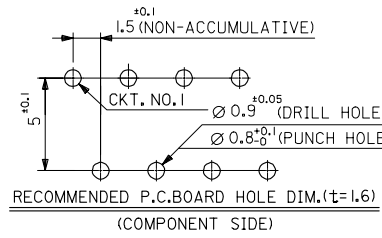
- 1.5 PITCH RIBBON CABLE
(UL2468,AWG*24~*26 TOP-COATED WIRE)

3.THE CABLE STRIPED AS SHOWN IN THE FIG.,

- * (MARKED INSULATION) PART SHOULD NOT BE PUSHED AND SLID DIRECTLY BY THE COVER, BECAUSE THE COVER MAY BE POSSIBLY PUSHED DOWN.



30	24	52004-1710	17
28.5	22.5	-1610	16
27	21	-1510	15
25.5	19.5	-1410	14
24	18	-1310	13
22.5	16.5	-1210	12
21	15	-1110	11
19.5	13.5	-1010	10
18	12	-0910	9
16.5	10.5	-0810	8
15	9	-0710	7
13.5	7.5	-0610	6
12	6	-0510	5
10.5	4.5	-0410	4
9	3	52004-0310	3
B	A	ENC. NO.	極数

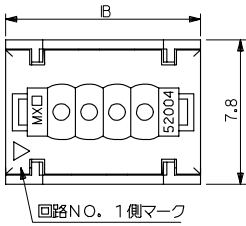


REVISED ECONO: J2004-4815 T1: DRUMNADA 2004/08/05 CHIKCHIYAKASE 2004/08/05 APPE: MI YAZAWA 2004/08/17	GENERAL TOLERANCES (UNLESS SPECIFIED)		DIMENSION STYLE MM ONLY		SCALE 5:1	DESIGN UNITS METRIC	THIRD ANGLE PROJECTION
	10 UNDER	± 0.2	DRAWN BY SKUNISHI	DATE 86/08/27	TITLE 1.5 WIRE TRAP CONN.		
	10 OVER 30 UNDER	± 0.25	CHECKED BY HI I	DATE 93/01/18			
	30 OVER	± 0.3	APPROVED BY MFUKUSHIMA	DATE 93/01/18	MOLEX INCORPORATED DOCUMENT NO. SD-52004-**10		
ANGULAR	± 3 °	MATERIAL NO. SEE CHART	SIZE A 3				
DRAFT WHERE APPLICABLE MUST REMAIN WITHIN DIMENSIONS		THIS DRAWING CONTAINS INFORMATION THAT IS PROPRIETARY TO MOLEX INCORPORATED AND SHOULD NOT BE USED WITHOUT WRITTEN PERMISSION					

10 9 8 7 6 5 4 3 2 1

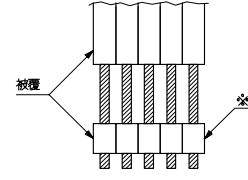
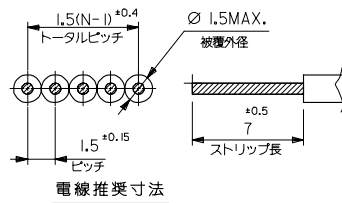
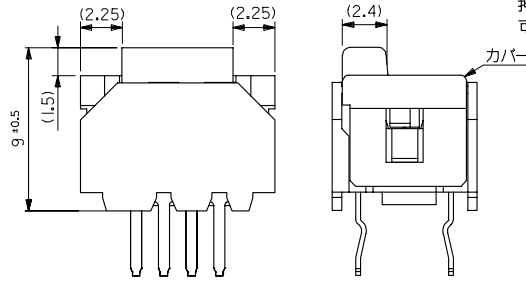
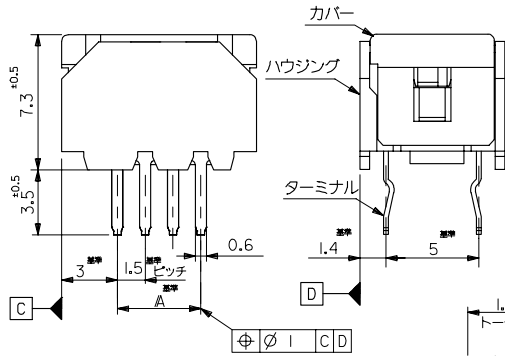
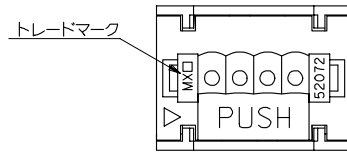
- (注記) 1. 材質
 ターミナル: 焼青銅材、錫メッキ (t=0.254)
 ハウジング: PBT(15%G.F.),UL94V-0
 G.E. PLASTICS JAPAN LTD.
 VALOX DR-48 UL FILE NO. E45587
 カバー: PBT(30%G.F.),UL94V-0
 G.E. PLASTICS JAPAN LTD.
 VALOX 420-SEO UL FILE NO. E45587
2. 適用電線
 1. 5mmピッチリボンケーブル。
 (UL 2468、AWG#24~#26錫コート線)
3. 下図の様な端処理ケーブルにて、*部を直接カバーに押し付けスライドさせる使用法はカバーが押し上げられる可能性があるため不可。

3極から12極の形状

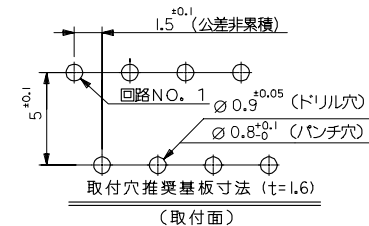


13極から17極の形状

(カバーの形状のみ異なる)



30	24	52004-1710	17
28.5	22.5	-1610	16
27	21	-1510	15
25.5	19.5	-1410	14
24	18	-1310	13
22.5	16.5	-1210	12
21	15	-1110	11
19.5	13.5	-1010	10
18	12	-0910	9
16.5	10.5	-0810	8
15	9	-0710	7
13.5	7.5	-0610	6
12	6	-0510	5
10.5	4.5	-0410	4
9	3	52004-0310	3
B	A	ENG NO	極数



REVISED ECONO: J2004-4815 T1: DRMNADA 2004/08/05 CHKDHIKASE 2004/08/05 APPR: MI YAZAW 2004/08/17	DESCRIPTION	GENERAL TOLERANCES (UNLESS SPECIFIED)		DIMENSION STYLE MM ONLY		SCALE 5:1	DESIGN UNITS METRIC	THIRD ANGLE PROJECTION	TITLE 1.5 WIRE TRAP CONN. (JAPAN)	SHEET NO. 2 OF 2
		10 UNDER	±0.2	DRAWN BY SKUNISHI	DATE 86/08/27	MOLEX INCORPORATED				
		10 OVER 30 UNDER	±0.25	CHECKED BY HI I	DATE 93/01/18	DOCUMENT NO. SD-52004-**10				
		30 OVER	±0.3	APPROVED BY MFUKUSHIMA	DATE 93/01/18	MATERIAL NO. SEE CHART				
ANGULAR ±3°		DRAFT WHERE APPLICABLE MUST REMAIN WITHIN DIMENSIONS		SIZE A3		THIS DRAWING CONTAINS INFORMATION THAT IS PROPRIETARY TO MOLEX INCORPORATED AND SHOULD NOT BE USED WITHOUT WRITTEN PERMISSION.				