

Excellent Integrated System Limited

Stocking Distributor

Click to view price, real time Inventory, Delivery & Lifecycle Information:

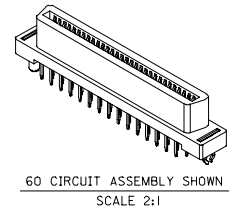
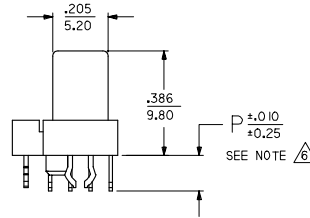
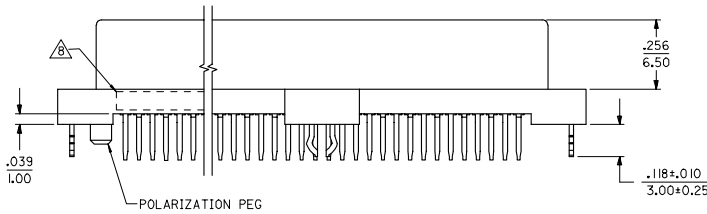
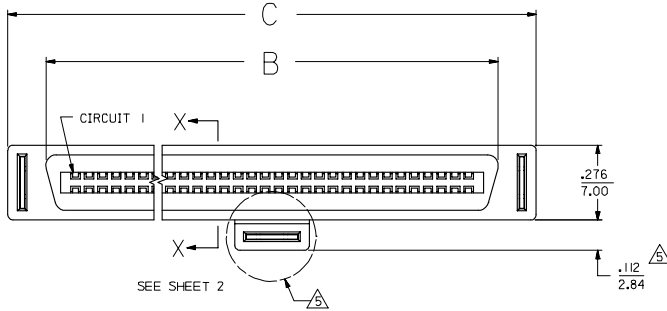
[Molex Connector Corporation](#)
[0716601720](#)

For any questions, you can email us directly:

sales@integrated-circuit.com

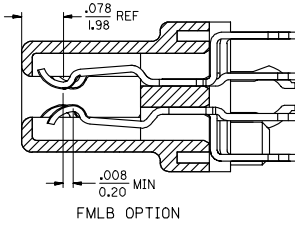
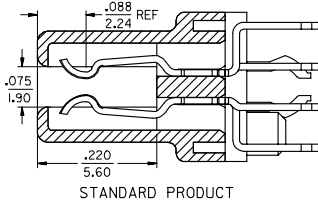
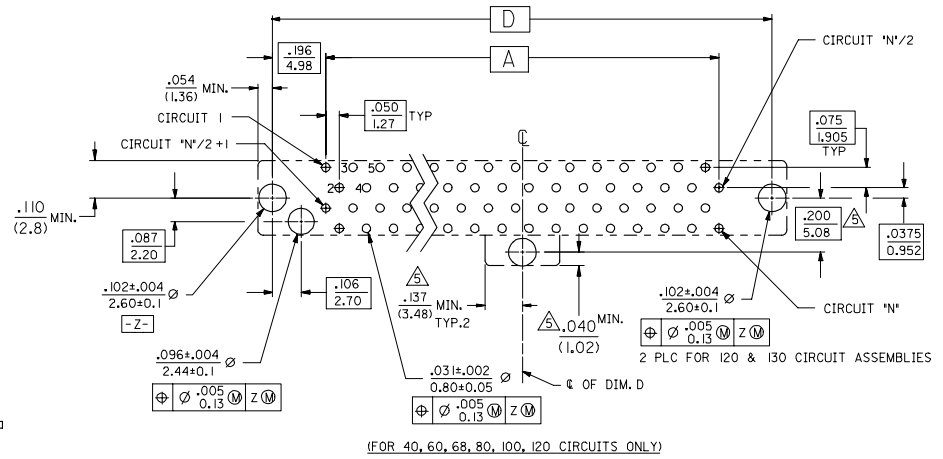
NOTES:

- 1) MATERIALS:
HOUSING- LCP, GLASS FILLED, 94V-0, BLACK.
TERMINALS- COPPER ALLOY
METAL PEGS- COPPER ALLOY
- 2) FINISH:
TERMINALS:
.000030/(0.00076) MINIMUM GOLD IN CONTACT AREA OVER
.000050/(0.00127) MINIMUM TIN IN TAIL AREA OVER
.000075/(0.00191) MINIMUM NICKEL UNDERPLATE OVERALL.
- 3) ASSEMBLY MATES WITH MOLEX P/N SDA-71661-****.
- 4) CONFORMS TO PRODUCT SPECIFICATION PS-71660.
- 5) CENTER PEG IS ONLY ON I20 AND I30 CIRCUIT ASSEMBLIES.
- 6) TAIL LENGTH ON FIRST MATE CONTACTS IS APPROXIMATELY
.010 INCH/0.25 MM SHORTER THAN THE TAIL LENGTH SPECIFIED.
- 7) CONNECTOR WILL ACCEPT MATING TO A P.C. BOARD WITH
A THICKNESS OF .062±.003.
- 8) FOUR DIGIT DATE CODE (WK YR), EXAMPLE => 26 96
LOCATED IN AREA INDICATED.
- 9) SEE CHART FOR PACKAGING INFORMATION.



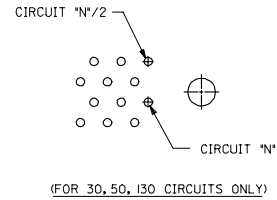
3	0
2	0
1	0
SHT	REV

UPDATE BORDER ELC NO: UCP2007-0935 DRW: MIBARKER 2006/11/06 CHK: DMBARRA 2006/11/06 APPR: SMILLER 2006/11/07 DESCRIPTION REV	QUALITY SYMBOLS	GENERAL TOLERANCES (UNLESS SPECIFIED)	DIMENSION STYLE IN/MM	SCALE 4:1	DESIGN UNITS INCH	THIRD ANGLE PROJECTION	
	▽=0 ∇=0	4 PLACES ±.--- ±.--- 3 PLACES ±.--- ±.005 2 PLACES ±.013 ±.010 1 PLACE ±.025 ±.--- ANGULAR ±1/2°	DRAWN BY DATE RAN 6/15/92 CHECKED BY DATE RAN 6/15/92 APPROVED BY DATE CAB 6/15/92	TITLE	SALES ASSEMBLY		
		DRAFT WHERE APPLICABLE MUST REMAIN WITHIN DIMENSIONS	MATERIAL NO. SEE TABLE	DOCUMENT NO. SDA-71660-1***	MOLEX INCORPORATED		SHEET NO. 1 OF 3
			SIZE C	THIS DRAWING CONTAINS INFORMATION THAT IS PROPRIETARY TO MOLEX INCORPORATED AND SHOULD NOT BE USED WITHOUT WRITTEN PERMISSION			



SECTION X-X
SCALE - 8:1

RECOMMENDED PC BOARD LAYOUT
COMPONENT SIDE



UPDATE BORDER EIC NO: UCP2007-0935 DRW: BARKER 2006/1/106 CHK: DIBARRA 2006/1/106 APPR: MILLER 2006/1/107 DESCRIPTION REV	QUALITY SYMBOLS	GENERAL TOLERANCES (UNLESS SPECIFIED)	DIMENSION STYLE IN/MM	SCALE 4:1	DESIGN UNITS INCH	THIRD ANGLE PROJECTION
	▽=0	4 PLACES ±.005 ±.005	DRAWN BY RAN DATE 6/15/92	TITLE SALES ASSEMBLY		
	▽=0	3 PLACES ±.013 ±.010	CHECKED BY RAN DATE 6/15/92	MOLEX EBBI 50D VERTICAL RECEPTACLE		
	▽=0	2 PLACES ±.025 ±.025	APPROVED BY CAB DATE 6/15/92	MOLEX INCORPORATED		
DRAFT WHERE APPLICABLE MUST REMAIN WITHIN DIMENSIONS		ANGULAR ±1/2°	MATERIAL NO. SEE CHART	DOCUMENT NO. SDA-71660-1***	SHEET NO. 2 OF 3	
SIZE C			THIS DRAWING CONTAINS INFORMATION THAT IS PROPRIETARY TO MOLEX INCORPORATED AND SHOULD NOT BE USED WITHOUT WRITTEN PERMISSION			

ENGINEERING NUMBER	EDP NUMBER	PACKAGING SPEC	CKT (*N)	A	B	C	D	P	ADVANCED TERMINALS / CKTS SEE SECTION X-X *FMLB OPT*
SDA-71660-1030	015-92-1030	PK-71660	30	.700 (17.78)	.918 (23.32)	1.199 (30.45)	1.092 (27.75)	.134 (3.40)	N/A
SDA-71660-1040	015-92-1040	PK-71660	40	.950 (24.13)	1.168 (29.67)	1.449 (36.80)	1.342 (34.10)		
SDA-71660-1050	015-92-1050	PK-71660	50	1.200 (30.48)	1.418 (36.02)	1.699 (43.15)	1.592 (40.45)		
SDA-71660-1060	015-92-1060	PK-71660	60	1.450 (36.83)	1.668 (42.37)	1.949 (49.50)	1.842 (46.80)		
SDA-71660-1068	015-92-1068	PK-71660	68	1.650 (41.91)	1.868 (47.45)	2.149 (54.58)	2.042 (51.88)		
SDA-71660-1080	015-92-1080	PK-71660	80	1.950 (49.53)	2.168 (55.07)	2.449 (62.20)	2.342 (59.50)	.110 (2.79)	N/A
SDA-71660-1100	015-92-1100	PK-71660	100	2.450 (62.23)	2.668 (67.77)	2.949 (74.90)	2.842 (72.20)		
SDA-71660-1120	015-92-1120	PK-71660	120	2.950 (74.93)	3.168 (80.47)	3.449 (87.60)	3.342 (84.90)		
SDA-71660-1130	015-92-1130	PK-71660	130	3.200 (81.28)	3.418 (86.82)	3.699 (93.95)	3.592 (91.25)		
SDA-71660-1330	015-92-1430	PK-71660	30	.700 (17.78)	.918 (23.32)	1.199 (30.45)	1.092 (27.75)		
SDA-71660-1340	015-92-1440	PK-71660	40	.950 (24.13)	1.168 (29.67)	1.449 (36.80)	1.342 (34.10)	.155 (3.94)	N/A
SDA-71660-1350	015-92-1450	PK-71660	50	1.200 (30.48)	1.418 (36.02)	1.699 (43.15)	1.592 (40.45)		
SDA-71660-1360	015-92-1460	PK-71660	60	1.450 (36.83)	1.668 (42.37)	1.949 (49.50)	1.842 (46.80)		
SDA-71660-1368	015-92-1468	PK-71660	68	1.650 (41.91)	1.868 (47.45)	2.149 (54.58)	2.042 (51.88)		
SDA-71660-1380	015-92-1480	PK-71660	80	1.950 (49.53)	2.168 (55.07)	2.449 (62.20)	2.342 (59.50)		
SDA-71660-1400	015-92-1500	PK-71660	100	2.450 (62.23)	2.668 (67.77)	2.949 (74.90)	2.842 (72.20)	.134 (3.40)	2-4, 8-11, 14, 17, 20, 23, 26-29, 31, 32, 34, 36, 39, 42, 45, 48, 49
SDA-71660-1401	015-92-1501	PK-70873-0816	100	2.450 (62.23)	2.668 (67.77)	2.949 (74.90)	2.842 (72.20)		
SDA-71660-1420	015-92-1520	PK-71660	120	2.950 (74.93)	3.168 (80.47)	3.449 (87.60)	3.342 (84.90)		
SDA-71660-1430	015-92-1530	PK-71660	130	3.200 (81.28)	3.418 (86.82)	3.699 (93.95)	3.592 (91.25)		
SDA-71660-1550	015-92-1550	PK-71660	50	1.200 (30.48)	1.418 (36.02)	1.699 (43.15)	1.592 (40.45)		
SDA-71660-1630	716601630	PK-71660	30	.700 (17.78)	.918 (23.32)	1.199 (30.45)	1.092 (27.75)	.155 (3.94)	N/A
SDA-71660-1640	716601640	PK-71660	40	.950 (24.13)	1.168 (29.67)	1.449 (36.80)	1.342 (34.10)		
SDA-71660-1650	716601650	PK-71660	50	1.200 (30.48)	1.418 (36.02)	1.699 (43.15)	1.592 (40.45)		
SDA-71660-1660	716601660	PK-71660	60	1.450 (36.83)	1.668 (42.37)	1.949 (49.50)	1.842 (46.80)		
SDA-71660-1668	716601668	PK-71660	68	1.650 (41.91)	1.868 (47.45)	2.149 (54.58)	2.042 (51.88)		
SDA-71660-1680	716601680	PK-71660	80	1.950 (49.53)	2.168 (55.07)	2.449 (62.20)	2.342 (59.50)	.134 (3.40)	N/A
SDA-71660-1700	716601700	PK-71660	100	2.450 (62.23)	2.668 (67.77)	2.949 (74.90)	2.842 (72.20)		
SDA-71660-1720	716601720	PK-71660	120	2.950 (74.93)	3.168 (80.47)	3.449 (87.60)	3.342 (84.90)		
SDA-71660-1730	716601730	PK-71660	130	3.200 (81.28)	3.418 (86.82)	3.699 (93.95)	3.592 (91.25)		

UPDATE BORDER ELC NO: UCP2007-0935 CHKD: DRWINBARKER APPR: MILLER 2006/11/06 2006/11/07	QUALITY SYMBOLS	GENERAL TOLERANCES (UNLESS SPECIFIED)	DIMENSION STYLE IN/MM	SCALE 4:1	DESIGN UNITS INCH	THIRD ANGLE PROJECTION
	▽=0	4 PLACES ±.005 ±.005	DRAWN BY RAN DATE 6/15/92	TITLE SALES ASSEMBLY		
	▽=0	3 PLACES ±.013 ±.010	CHECKED BY RAN DATE 6/15/92	MOLEX EBBI 50D VERTICAL RECEPTACLE		
	▽=0	2 PLACES ±.025 ±.020	APPROVED BY CAB DATE 6/15/92	MOLEX INCORPORATED		
	ANGULAR ±1/2°	DRAFT WHERE APPLICABLE MUST REMAIN WITHIN DIMENSIONS	MATERIAL NO. SEE CHART	DOCUMENT NO. SDA-71660-1****	SHEET NO. 3 OF 3	
			THIS DRAWING CONTAINS INFORMATION THAT IS PROPRIETARY TO MOLEX INCORPORATED AND SHOULD NOT BE USED WITHOUT WRITTEN PERMISSION			