



**Distributor of Molex Connector Corporation: Excellent Integrated System Limited**  
Datasheet of 0873811464 - Connector Receptacle 14 Position 0.079" (2.00mm) Gold Surface Mount

Contact us: [sales@integrated-circuit.com](mailto:sales@integrated-circuit.com) Website: [www.integrated-circuit.com](http://www.integrated-circuit.com)

---

## **Excellent Integrated System Limited**

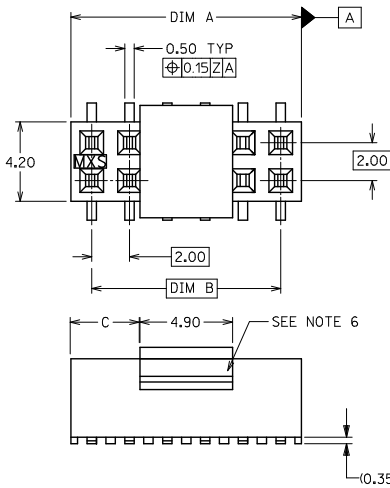
Stocking Distributor

Click to view price, real time Inventory, Delivery & Lifecycle Information:

[Molex Connector Corporation](#)  
[0873811464](#)

For any questions, you can email us directly:  
[sales@integrated-circuit.com](mailto:sales@integrated-circuit.com)

Contact us: sales@integrated-circuit.com Website: www.integrated-circuit.com



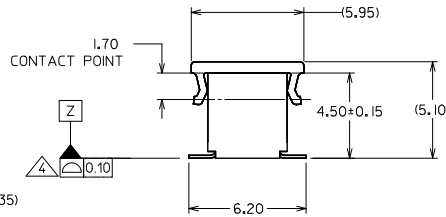
**PART NO. LEGEND**  
FOR TUBE PACKAGING ONLY

87381 - \* \* \* \*

CIRCUIT SIZE      PLATING (SEE NOTE 1)

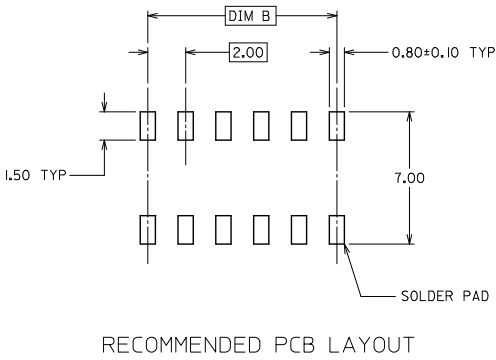
3  
4  
5

6 COVER  
7 NO COVER



**NOTES:**

- PLATING FINISH:
  - 3 - 0.76um MIN. GOLD IN CONTACT AREA 1.27um MIN. TIN IN SOLDER TAIL AREA BOTH OVER 1.27um MIN. NICKEL OVERALL
  - 4 - 0.38um MIN. GOLD IN CONTACT AREA 1.27um MIN. TIN IN SOLDER TAIL AREA BOTH OVER 1.27um MIN. NICKEL OVERALL
  - 5 - 0.05um MIN. GOLD FLASH IN CONTACT AREA 1.90um MIN. TIN IN SOLDER TAIL AREA BOTH OVER 1.27um MIN. NICKEL OVERALL
- 12 CKT SIZE SHOWN FOR ASSY ILLUSTRATION ONLY. (SEE CHART FOR ALL PART SIZES). 6 CKT & 30 CKT ILLUSTRATED FOR TAPE/REEL VERSION ON SHT 2.
- PRODUCT SPECIFICATION PS-87380 APPLIES. COPLANARITY OF SOLDER TAILS ARE TO BE MEASURED BY RESTING THE PART ON A FLAT GAUGE SURFACE ↑+0.05 UPWARDS AND ↓-0.05 DOWNWARDS.
- TUBE PACKAGING STANDARD.
- COVER IS OPTIONAL. SEE LEGEND.
- PARTS SHALL BE PACKED IN MOISTURE BARRIER BAG.
- REFER SHT 3 FOR P/N: 87381-6000 T&R ILLUSTRATION.



REVISE NOTE 4. EC. NO.: S2012-0026 DRAWN BY: DRWNSKANG CHKD BY: CHKCHAI SEE APPR: MLONG	DESCRIPTION REV	QUALITY SYMBOLS √=0 √=0 √=0	GENERAL TOLERANCES (UNLESS SPECIFIED)		DIMENSION STYLE MM ONLY		SCALE NTS	DESIGN UNITS METRIC	THIRD ANGLE PROJECTION
			mm	INCH	DRAWN BY JAMES	DATE 1998/01/08	TITLE MGRID, TOP ENTRY RECEPT. 4.50MM HT., SMT		
E11	REV	DESCRIPTION	4 PLACES ±---	±---	CHECKED BY LCHANG	DATE 1999/04/23	MATERIAL NO. SQUEK		DOCUMENT NO. SD-87381-***6*
			3 PLACES ±---	±---	APPROVED BY SQUEK	DATE 1999/04/26	SHEET NO. 1 OF 4		
DRAFT WHERE APPLICABLE MUST REMAIN WITHIN DIMENSIONS			ANGULAR ± 3°		SEE TABLE		THIS DRAWING CONTAINS INFORMATION THAT IS PROPRIETARY TO MOLEX INCORPORATED AND SHOULD NOT BE USED WITHOUT WRITTEN PERMISSION		

PART NUMBER	CKT. SIZE	DIM A	DIM B	DIM C
87381-06**	6	6.00	4.00	0.55
87381-08**	8	8.00	6.00	1.55
87381-10**	10	10.00	8.00	2.55
87381-12**	12	12.00	10.00	3.55
87381-14**	14	14.00	12.00	4.55
87381-16**	16	16.00	14.00	5.55
87381-18**	18	18.00	16.00	6.55
87381-20**	20	20.00	18.00	7.55
87381-22**	22	22.00	20.00	8.55
87381-24**	24	24.00	22.00	9.55
87381-26**	26	26.00	24.00	10.55
87381-28**	28	28.00	26.00	11.55
87381-30**	30	30.00	28.00	12.55
87381-32**	32	32.00	30.00	13.55
87381-34**	34	34.00	32.00	14.55
87381-36**	36	36.00	34.00	15.55
87381-38**	38	38.00	36.00	16.55
87381-40**	40	40.00	38.00	17.55
87381-42**	42	42.00	40.00	18.55
87381-44**	44	44.00	42.00	19.55
87381-46**	46	46.00	44.00	20.55
87381-48**	48	48.00	46.00	21.55
87381-50**	50	50.00	48.00	22.55



Contact us: sales@integrated-circuit.com Website: www.integrated-circuit.com

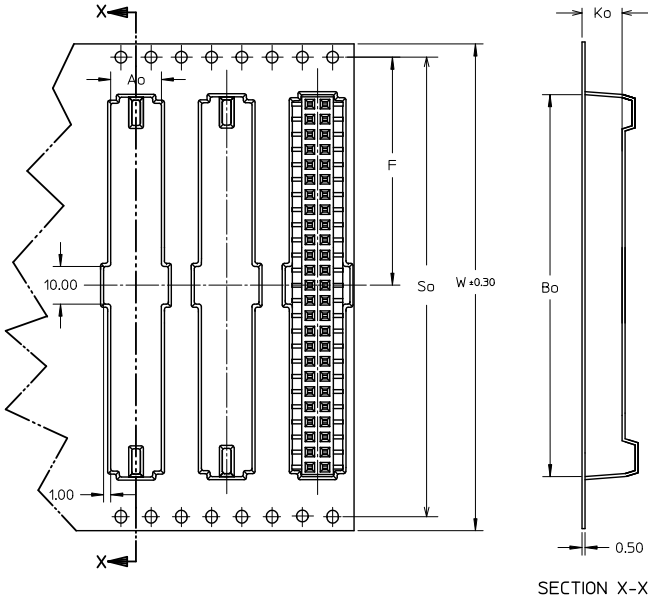
CKT SIZE	PART NO. WITH CAP IN TUBE	PART NO. WITH CAP IN TAPE / REEL	W	So	Ao	F	Bo	Ko	T&R TYPE (SHT 2)	T&R QTY PER REEL
6	87381-0664	87381-9002	24	-	7.00	11.50	6.50	5.30	A	500
8	87381-0864	87381-9003	24	-	7.00	11.50	8.50	5.30	A	600
10	87381-1064	87381-9005	24	-	7.00	11.50	10.50	5.30	A	680
14	87381-1464	87381-9006	32	28.40	7.20	14.20	14.50	5.30	B	750
16	87381-1664	87381-9004	32	28.40	7.20	14.20	16.50	5.30	B	800
18	87381-1864	87381-1800	32	28.40	7.20	14.20	18.50	5.30	B	750
20	87381-2063	87381-2000	32	28.40	7.20	14.20	20.50	5.30	B	800
22	87381-2264	87381-2200	44	40.40	7.20	20.20	22.50	5.30	B	500
30	87381-3064	87381-3000	44	40.40	7.20	20.20	30.50	5.30	B	500
32	87381-3264	87381-3200	44	40.40	7.20	20.20	32.50	5.30	B	500
34	87381-3464	87381-3400	56	52.40	7.20	26.20	34.50	5.30	B	500
44	87381-4464	87381-4400	56	52.40	7.20	26.20	44.50	5.30	B	500
46	87381-4664	87381-4600	72	68.40	7.20	34.20	46.50	5.30	B	750
50	87381-5063	87381-5030	72	68.40	7.20	34.20	50.50	5.30	B	500
50	87381-5064	87381-5000	72	68.40	7.20	34.20	50.50	5.30	B	500

REVISE NOTE 4. EC NO: S2012-0026 DRAWN: KANG CHKD: ATSEE APPR: HLONG 2011/07/29 2011/08/03 2011/08/03	QUALITY SYMBOLS	GENERAL TOLERANCES (UNLESS SPECIFIED)	DIMENSION STYLE	SCALE	DESIGN UNITS	THIRD ANGLE PROJECTION
	DESCRIPTION	mm INCH	MM ONLY	NTS	METRIC	
	▽=0	4 PLACES ± --- ± ---	DRAWN BY DATE	TITLE		
	▽=0	3 PLACES ± --- ± ---	JAMES 1998/01/08	MGRID, TOP ENTRY RECEPT. 4.50MM HT., SMT		
▽=0	2 PLACES ± 0.20 ± ---	CHECKED BY DATE	MATERIAL NO.			
▽=0	1 PLACE ± --- ± ---	LCHANG 1999/04/23	MOLEX INCORPORATED			
	ANGULAR ± 3 °	APPROVED BY DATE	DOCUMENT NO.			
		SOUK 1999/04/26	SD-87381-***6*			
			SHEET NO.			
			3 OF 4			
			THIS DRAWING CONTAINS INFORMATION THAT IS PROPRIETARY TO MOLEX INCORPORATED AND SHOULD NOT BE USED WITHOUT WRITTEN PERMISSION			

Contact us: sales@integrated-circuit.com Website: www.integrated-circuit.com

CKT SIZE	PART NO. WITHOUT CAP IN TUBE	PART NO. WITHOUT CAP IN TAPE / REEL	W	So	Ao	F	Bo	Ko	T&R TYPE (SHT Z)	T&R QTY PER REEL
50	87381-5074	87381-6000	72	68.40	6.80	34.20	50.50	8.00	B	500

ILLUSTRATION FOR P/N: 87381-6000  
50 CKT IN T&R W/O CAP



SECTION X-X

REV	DESCRIPTION	QUALITY SYMBOLS	GENERAL TOLERANCES (UNLESS SPECIFIED)		DIMENSION STYLE		SCALE	DESIGN UNITS	THIRD ANGLE PROJECTION	
			mm	INCH	MM ONLY	DATE			TITLE	DATE
E11	REVISE NOTE 4. EC. NO. S2012-0026 DRAWN:KANG CHKD:ATSEE APPR:MLONG	$\sqrt{\text{A}}=0$ $\sqrt{\text{B}}=0$ $\sqrt{\text{C}}=0$	4 PLACES ± ---	± ---	DRAWN BY JAMES	1998/01/08	NTS	METRIC		MGRID, TOP ENTRY RECEPT. 4.50MM HT., SMT
			3 PLACES ± ---	± ---	CHECKED BY LCHANG	1999/04/23				
			2 PLACES ± 0.20	± ---	APPROVED BY SQUEK	1999/04/26				
			1 PLACE ± ---	± ---	MATERIAL NO. SEE TABLE					
			ANGULAR ± 3 °		DOCUMENT NO. SD-87381-***6*					SHEET NO. 4 OF 4
DRAFT WHERE APPLICABLE MUST REMAIN WITHIN DIMENSIONS			THIS DRAWING CONTAINS INFORMATION THAT IS PROPRIETARY TO MOLEX INCORPORATED AND SHOULD NOT BE USED WITHOUT WRITTEN PERMISSION							