

Excellent Integrated System Limited

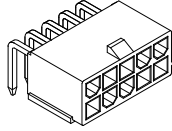
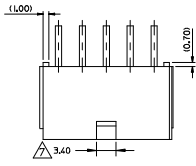
Stocking Distributor

Click to view price, real time Inventory, Delivery & Lifecycle Information:

[Molex Connector Corporation](#)
[0874272403](#)

For any questions, you can email us directly:
sales@integrated-circuit.com

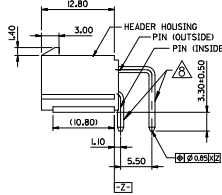
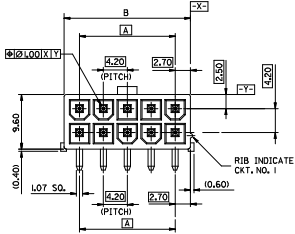
51.60±0.55	46.20	24
47.40±0.55	42.00	22
43.20±0.50	37.80	20
39.00±0.45	33.60	18
34.80±0.35	29.40	16
30.60±0.30	25.20	14
26.40±0.30	21.00	12
22.20±0.30	16.80	10
18.00±0.30	12.60	8
13.80±0.25	8.40	6
9.60±0.25	4.20	4
5.40±0.20	--	2
B	A	CKT. SIZE



ISOMETRIC VIEW

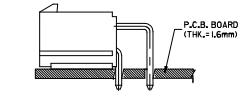
LEGEND

- 87427-***
CKT. SIZE (SEE SHEET 2).
- PLATING OPTIONS**
- 2 - NOTE
 - 4 - NOTE
- PACKAGING & COLOR OPTIONS**
- 0 = TRAY PACKED - COLOR BEIGE
 - 2 = TUBE PACKED - COLOR BEIGE
 - 3 = TAPE & REEL PACKED - COLOR BEIGE
 - 7 = TRAY PACKED - COLOR BLACK

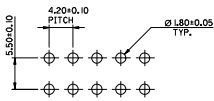


NOTES

1. MATERIALS:
 - HEADER: NYLON 46, UL94V-0, COLOR SEE LEGEND.
 - PIN: BRASS
2. FINISH- PLATING OF PIN:
 - MATTE TIN .00254 MIN. OVER NICKEL .00127 MIN.
3. PRODUCT SPECIFICATION: PS-87427-0001.
4. PACKAGING SPECIFICATION:
 - TRAY PACK PER PK-87427-001.
 - TUBE PACK PER PK-87427-006.
 - TAPE & REEL PACK PER PK-87427-009.
5. MATES WITH: MINI-FIT JR. RECEPTACLE SERIES 5557.
6. THESE PARTS CONFORM TO CLASS "B" REQUIREMENTS OF COSMETIC SPECIFICATION PS-45499-002.
7. THIS DIMENSION IS 4.2 ON 2 CKT PARTS.
8. FORMING MARKS ARE ACCEPTABLE.
9. DISCOLORATION IN THE BANDOLIER CARRIER AREA OF THE PIN IS INHERENT TO THE PLATING PROCESS AND IS DUE TO THE MASKING EFFECT OF THE CARRIER. THIS DISCOLORATION IS IN A NON-FUNCTIONAL AREA OF THE PIN AND WILL NOT AFFECT THE PERFORMANCE OF THE HEADER ASSEMBLY.
10. PARTS ARE NOT DESIGNED FOR CURRENT SHARING.
11. CONNECTORS ARE NOT TO BE MATED AND UNMATED WHILE CIRCUITS ARE LIVE.



RECOMMENDED INSTALLATION PATTERN



RECOMMENDED P.C.B. LAYOUT

ADD -0634 & -0434 EC NO: UCP2016-4267 DRAWN:SLAFER 2016/05/02 CHKD:JBELL 2016/05/02 APPROV:SMITH 2016/06/15	QUALITY SYMBOLS ▽=0 ▽=0 ▽=0	GENERAL TOLERANCES (UNLESS SPECIFIED)	DIMENSION STYLE		SCALE 2:1	DESIGN UNITS METRIC	THIRD ANGLE PROJECTION
			mm	INCH			
REV	DESCRIPTION	4 PLACES ±---	±---	DRAWN BY STEVEN	DATE 1995/02/27	4.2MM W-T-B, RIGHT ANGLE HEADER WITHOUT MOUNTING FLANGES molex	
		3 PLACES ±---	±---	CHECKED BY EDMUD	DATE 1995/03/01		
		2 PLACES ±0.20	±---	APPROVED BY	DATE	DOCUMENT NO. SD-87427-***0*	
		1 PLACE ±0.20	±---	FSMITH	2010/04/09	SHEET NO. 1 OF 2	
		0 PLACE ±---	±---	MATERIAL NO.		INCORPORATED AND SHOULD NOT BE USED WITHOUT WRITTEN PERMISSION	
		ANGULAR ± 3 °		SEE CHART			
		DRAFT WHERE APPLICABLE MUST REMAIN WITHIN DIMENSIONS		SIZE			

