

Excellent Integrated System Limited

Stocking Distributor

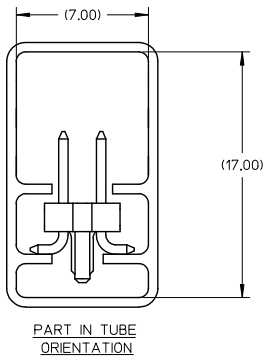
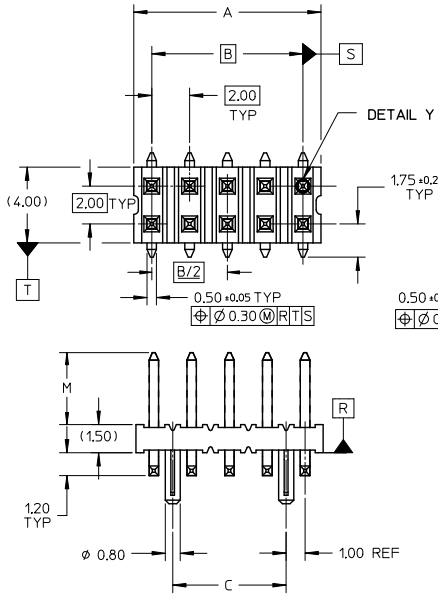
Click to view price, real time Inventory, Delivery & Lifecycle Information:

[Molex Connector Corporation](#)
[0877592651](#)

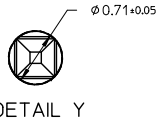
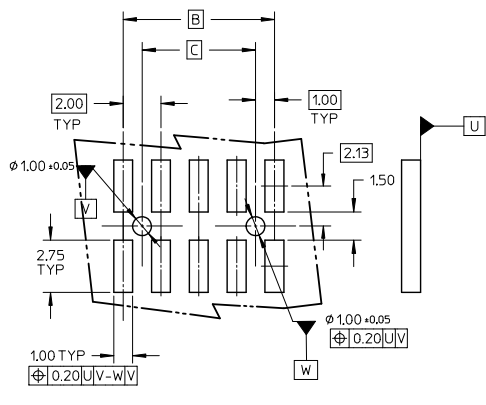
For any questions, you can email us directly:

sales@integrated-circuit.com

10 9 8 7 6 5 4 3 2 1



- NOTE:**
- MATERIAL:**
HSG - HIGH TEMPERATURE THERMOPLASTIC, UL 94V-0, COLOUR BLACK
PIN - 0.50 SQ PHOSPHOR BRONZE
 - PLATING:**
 - **50 / **52 - 0.38um MIN GOLD PLATE AT CONTACT AREA, TIN PLATE AT SOLDER AREA, BOTH OVER NICKEL UNDERPLATE
 - **51 - 0.76um MIN GOLD PLATE AT CONTACT AREA, TIN PLATE AT SOLDER AREA, BOTH OVER NICKEL UNDERPLATE
 - **77 - 0.05-0.25um GOLD PLATE AT CONTACT AREA, TIN PLATE AT SOLDER AREA, BOTH OVER NICKEL UNDERPLATE
- (** - REPRESENTS DIFFERENT CKT SIZE , SEE TABLE AT SHT 2)
- PIN PUSHOUT FORCE: 1KG MIN IN EITHER DIRECTION
 - PRODUCT SPEC PS-87761-100 APPLIES.
- △ BEND DEPRESSION IS ACCEPTABLE SO LONG AS IT DOES NOT AFFECT THE OVERALL COPLANARITY OF TAIL.
- △ COPLANARITY IS TO BE MEASURED BY RESTING THE SOLDER TAIL ON A FLAT SURFACE.
- FOR ILLUSTRATION PURPOSES, 10CKT IS SHOWN
 - TUBE LENGTH IS 560MM REF STANDARD.
 - RECOMMENDED PCB BOARD THK IS 1.60±0.10 MM.



ADD RIB DIM @ C7 EC NO: S2016-0864 DRAWN BY: MEMARLY 2016/02/18 CHKD: COOH 2016/04/05 APPR: KILIM 2016/04/05	QUALITY SYMBOLS ∇=0 ∇=0 ∇=0	GENERAL TOLERANCES (UNLESS SPECIFIED)		DIMENSION STYLE MM ONLY		SCALE NTS	DESIGN UNITS METRIC	THIRD ANGLE PROJECTION
		4 PLACES ± --- ± --- 3 PLACES ± --- ± --- 2 PLACES ± 0.2 ± --- 1 PLACE ± --- ± --- 0 PLACE ± ±	mm INCH	DRAWN BY DATE KSEE 2003/12/24	CHECKED BY DATE KCLING 2004/01/12	APPROVED BY DATE SKTOH 2004/01/12	TITLE CUSTOM HEADER MGRID, 2MM DUAL ROW HDR WITH PEG, SMT	
REV B3	DESCRIPTION	ANGULAR ± 3 ° DRAFT WHERE APPLICABLE MUST REMAIN WITHIN DIMENSIONS		MATERIAL NO. SEE TABLE		DOCUMENT NO. SD-87759-113	SHEET NO. 1 OF 2	

10 9 8 7 6 5 4 3 2 1

