

Excellent Integrated System Limited

Stocking Distributor

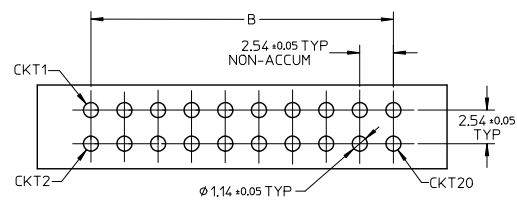
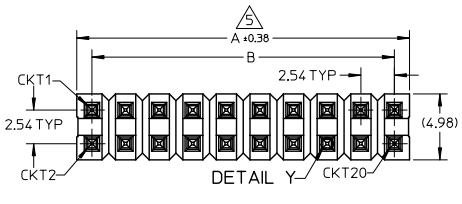
Click to view price, real time Inventory, Delivery & Lifecycle Information:

[Molex Connector Corporation](#)
[0877972600](#)

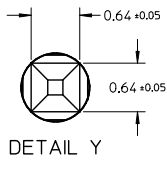
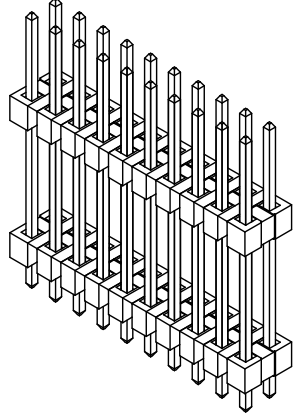
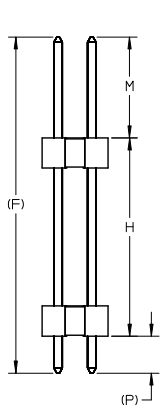
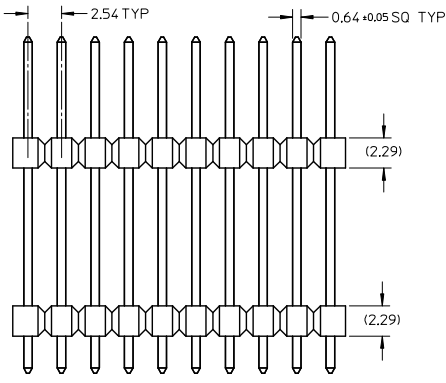
For any questions, you can email us directly:

sales@integrated-circuit.com

10 9 8 7 6 5 4 3 2 1



RECOMMENDED PCB LAYOUT: COMPONENT SIDE



NOTES:

1. MATERIAL:
 - HOUSING: LCP, GLASS FILLED, UL94V-0
 - COLOR: BLACK
 - PIN: COPPER ALLOY, SQ. 0.64MM
2. PLATING FINISH:
 - 1) GOLD FLASH OVERALL OVER 1.25µm MIN. NICKEL OVERALL
 - 2) 0.05µm MIN. GOLD IN CONTACT AREA AND 2.50µm MIN. TIN IN SOLDER AREA OVER 1.25µm MIN. NICKEL OVERALL
 - 3) 0.38µm MIN. GOLD IN CONTACT AREA AND 2.50µm MIN. TIN IN SOLDER AREA OVER 1.25µm MIN. NICKEL OVERALL
 - 4) 0.75µm MIN. GOLD IN CONTACT AREA AND 2.50µm MIN. TIN IN SOLDER AREA OVER 1.25µm MIN. NICKEL OVERALL
 - 5) 2.50µm MIN. TIN OVERALL 1.25µm MIN. NICKEL OVERALL
3. FOR PACKING OPTION PLEASE REFER TO THE TABLE.
4. THE ABOVE 20CKTS SHOWN IS FOR ILLUSTRATION ONLY.
- △ IRREGULAR CIRCUIT CUTOFF WITHIN BREAKAWAY SECTION IS PERMISSIBLE. CUTTING OR CHIPPING OF THE MAIN BODY IS NOT ACCEPTABLE
6. WAFER TO BE FLAT WITHIN 0.003mm/mm
7. PARTS ARE NOT STACKABLE ON 2.54 CENTERS
8. RECOMMENDED PCB THICKNESS 1.60±0.10mm
9. PRODUCT SPEC: PS-87920-019
10. PACKAGING SPECIFICATION:
 - TRAY: PK-89990-489
 - BULK: PK-89990-491
 - TUBE: PK-89990-300

REVISION OF DRAWINGS MAYBE CHANGED DURING FINAL RELEASED FOR PRODUCTION

SEE SHEET 2 IEC NO: S2016-0756 DRAWN BY: SHINJI SHINAZU 2016/02/22 CHECKED BY: SHINJI SHINAZU 2016/02/22 APPR: ISHWARG 2016/03/03	QUALITY SYMBOLS	GENERAL TOLERANCES (UNLESS SPECIFIED)		DIMENSION STYLE		SCALE	DESIGN UNITS	THIRD ANGLE PROJECTION
	▽=0	mm	INCH	MM ONLY		NTS	METRIC	
	▽=0	4 PLACES ±---	±---	DRAWN BY	DATE	TITLE		
	▽=0	3 PLACES ±---	±---	SKLIM01	2006/03/01	CUSTOM HEADER		
		2 PLACES ±0.20	±---	CHECKED BY	DATE	2.54MM PITCH DUAL ROW		
		1 PLACE ±---	±---	PATEY	2006/03/03	HEADER, THRU HOLE, VERT		
		0 PLACE ±	±	APPROVED BY	DATE	molex		
				PATEY	2006/03/03	DOCUMENT NO.		
		ANGULAR ± 3°		MATERIAL NO.		SD-87797-171		SHEET NO.
		DRAFT WHERE APPLICABLE MUST REMAIN WITHIN DIMENSIONS		SEE TABLE				1 OF 3
		THIS DRAWING CONTAINS INFORMATION THAT IS PROPRIETARY TO MOLEX INCORPORATED AND SHOULD NOT BE USED WITHOUT WRITTEN PERMISSION						

9 8 7 6 5 4 3 2 1



Distributor of Molex Connector Corporation: Excellent Integrated System Limited

Datasheet of 0877972600 - 2.54MM C-GRID DRDW T/H HDR

Contact us: sales@integrated-circuit.com Website: www.integrated-circuit.com

CKT SIZE	DIMENSION		PART NO FOR TUBE PACKAGING	PART NO FOR TRAY PACKAGING	PART NO FOR BULK PACKAGING	CKT SIZE	PEG OPTION	VOID POSITION	PLATING TYPE	DIMENSION			
	A	B								F	MATING END	STACKER HEIGHT	SOLDER TAIL
04	5.08	2.54	-	87797-0401	-	4	NO	-	5	18.56	3.78	11.00	3.78
06	7.62	5.08	-	87797-0600	-	6	NO	-	4	26.80	4.00	20.00	2.80
08	10.16	7.62	-	87797-0601	-	6	NO	-	5	11.00	3.00	5.00	3.00
10	12.70	10.16	-	87797-0602	-	6	NO	-	4	33.60	5.00	25.60	3.00
12	15.24	12.70	-	87797-0603	-	6	NO	-	5	33.60	5.00	25.60	3.00
14	17.78	15.24	-	87797-0604	-	6	NO	-	4	35.70	7.90	25.00	2.80
16	20.32	17.78	-	87797-0605	-	6	NO	-	2	22.50	6.00	13.00	3.50
18	22.86	20.32	-	87797-0607	-	6	NO	-	3	27.80	10.70	13.80	3.30
20	25.40	22.86	-	87797-0608	-	6	NO	-	2	27.80	10.70	13.80	3.30
22	27.94	25.40	87797-0610	-	-	6	NO	-	5	41.00	20.00	14.00	7.00
24	30.48	27.94	-	87797-0800	-	8	NO	-	5	18.54	3.05	12.70	2.79
26	33.02	30.48	-	-	87797-0801	8	NO	-	3	19.30	7.20	9.30	2.80
28	35.56	33.02	-	87797-1001	-	10	NO	-	5	32.14	10.80	19.05	2.29
30	38.10	35.56	-	87797-1002	-	10	NO	-	2	18.54	8.13	7.62	2.79
32	40.64	38.10	-	87797-1200	-	12	NO	-	4	19.30	9.04	8.00	2.26
34	43.18	40.64	-	87797-1206	-	12	NO	-	2	16.00	5.84	7.62	2.54
36	45.72	43.18	-	87797-1209	-	12	NO	-	3	15.75	7.80	4.75	3.20
38	48.26	45.72	-	87797-1400	-	14	NO	-	4	20.96	9.91	8.00	3.05
40	50.80	48.26	-	87797-1401	-	14	NO	-	5	13.00	4.00	5.00	4.00
42	53.34	50.80	-	87797-1600	-	16	NO	-	3	22.70	6.60	13.10	3.00
44	55.88	53.34	-	87797-1603	-	16	NO	-	5	28.00	7.00	18.00	3.00
46	58.42	55.88	-	87797-1800	-	18	NO	11 & 12	1	28.00	12.21	9.35	6.44
48	60.96	58.42	-	87797-0020	-	20	NO	-	5	21.30	3.10	15.10	3.10
50	63.50	60.96	-	87797-0200	-	20	NO	-	3	36.32	5.18	25.98	5.16
52	66.04	63.50	-	87797-0201	-	20	NO	-	5	20.68	2.79	15.10	2.79
54	68.58	66.04	-	87797-2000	-	20	NO	-	4	31.00	8.50	14.00	8.50
56	71.12	68.58	-	87797-2002	-	20	NO	-	4	33.60	5.00	25.60	3.00
58	73.66	71.12	-	87797-2003	-	20	NO	-	5	33.60	5.00	25.60	3.00
60	76.20	73.66	-	87797-2004	-	20	NO	-	4	33.40	5.00	25.60	2.80
62	78.74	76.20	-	87797-2035	-	20	NO	-	5	31.37	8.00	19.94	3.43
64	81.28	78.74	87797-2400	87797-2401	-	24	NO	-	5	14.35	3.35	7.65	3.35
66	83.82	81.28											
68	86.36	83.82											
70	88.90	86.36											
72	91.44	88.90											
74	93.98	91.44											
76	96.52	93.98											
78	99.06	96.52											
80	101.60	99.06											

ADD P/N: 87797-0610 EC NO: S2016-0756 DRW: HRAMAKI/SHINO 2016/03/07 CHK: HRAMAKI/SHINO 2016/03/07 APPR: ISHWARG 2016/03/07	QUALITY SYMBOLS $\nabla=0$ $\nabla=0$ $\nabla=0$	GENERAL TOLERANCES (UNLESS SPECIFIED)		DIMENSION STYLE MM ONLY		SCALE NTS	DESIGN UNITS METRIC	THIRD ANGLE PROJECTION	
		4 PLACES ± --- ± --- 3 PLACES ± --- ± --- 2 PLACES ± 0.20 ± --- 1 PLACE ± --- ± --- 0 PLACE ± ±	mm INCH	DRAWN BY SKLIM01	DATE 2006/03/01	TITLE CUSTOM HEADER 2.54MM PITCH DUAL ROW HEADER, THRU HOLE, VERT			
		ANGULAR ± 3° DRAFT WHERE APPLICABLE MUST REMAIN WITHIN DIMENSIONS		CHECKED BY PATEY	DATE 2006/03/03	molex			
		MATERIAL NO. SEE TABLE		APPROVED BY PATEY		DATE 2006/03/03	DOCUMENT NO. SD-87797-171	SHEET NO. 2 OF 3	



Distributor of Molex Connector Corporation: Excellent Integrated System Limited

Datasheet of 0877972600 - 2.54MM C-GRID DRDW T/H HDR

Contact us: sales@integrated-circuit.com Website: www.integrated-circuit.com

10 9 8 7 6 5 4 3 2 1

PART NO FOR TUBE PACKAGING	PART NO FOR TRAY PACKAGING	PART NO FOR BULK PACKAGING	CKT SIZE	PEG OPTION	VOID POSITION	PLATING TYPE	DIMENSION			
							F	MATING END	STACKER HEIGHT	SOLDER TAIL
								M	H	P
-	87797-2600	-	26	NO	-	3	19.30	7.25	9.00	3.05
-	87797-2801	-	28	NO	-	5	22.80	7.40	12.10	3.30
-	87797-2802	-	28	NO	-	5	34.40	7.40	23.70	3.30
-	87797-3024	-	30	NO	-	4	23.62	9.40	11.43	2.79
87797-3200	-	-	32	NO	-	3	23.46	7.00	13.50	2.96
-	87797-0400	-	40	NO	-	3	25.40	9.91	12.70	2.79
-	-	87797-0500	50	NO	-	3	18.55	6.48	9.40	2.67
-	87797-6000	-	60	NO	-	3	18.05	7.00	8.00	3.05
87797-6001	-	-	60	NO	-	3	23.46	7.00	13.50	2.96
-	-	87797-6400	64	NO	-	3	23.62	5.59	15.24	2.79
-	87797-7213	-	72	NO	-	3	14.35	6.22	5.08	3.05
-	87797-8025	-	80	NO	-	5	22.73	8.10	11.43	3.20

SEE SHEET 2 EC NO: S2016-0756 DRAWN BY: ISHARG/ISHARG/2016/02/22 CHKD BY: ISHARG/ISHARG/2016/02/22 APPR: ISHARG 2016/03/07	QUALITY SYMBOLS	GENERAL TOLERANCES (UNLESS SPECIFIED)		DIMENSION STYLE		SCALE	DESIGN UNITS	THIRD ANGLE PROJECTION
	DESCRIPTION $\nabla=0$ $\nabla=0$ $\nabla=0$			MM ONLY		NTS	METRIC	
			mm	INCH	DRAWN BY	DATE	TITLE	
		4 PLACES	± ---	± ---	SKL I M01	2006/03/01	CUSTOM HEADER 2.54MM PITCH DUAL ROW HEADER, THRU HOLE, VERT molex	
3 PLACES		± ---	± ---	CHECKED BY	DATE			
2 PLACES	± 0.20	± ---	PATEY	2006/03/03				
1 PLACE	± ---	± ---	APPROVED BY	DATE				
0 PLACE	±	±	PATEY	2006/03/03				
	ANGULAR ± 3°		MATERIAL NO.		DOCUMENT NO.		SHEET NO.	
	DRAFT WHERE APPLICABLE MUST REMAIN WITHIN DIMENSIONS		SEE TABLE		SD-87797-171		3 OF 3	
			SIZE A3		THIS DRAWING CONTAINS INFORMATION THAT IS PROPRIETARY TO MOLEX INCORPORATED AND SHOULD NOT BE USED WITHOUT WRITTEN PERMISSION			

fb_frame_A3_P_AM_T
Rev. G 2012/01/11

9 8 7 6 5 4 3 2 1