

Excellent Integrated System Limited

Stocking Distributor

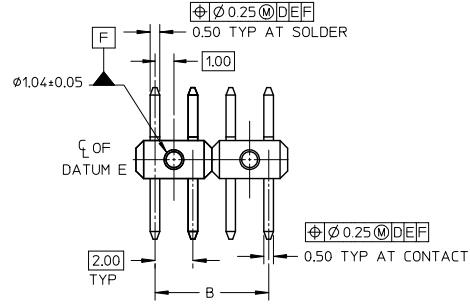
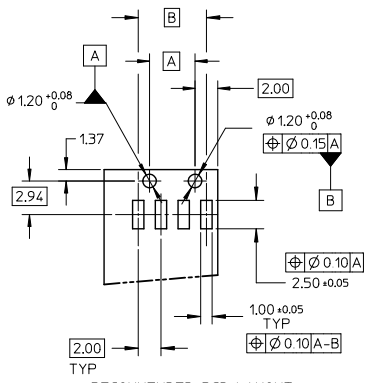
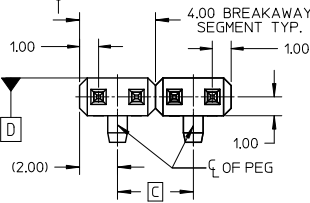
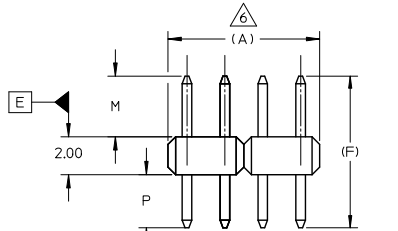
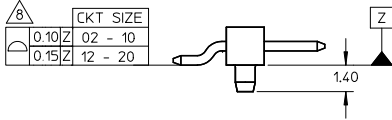
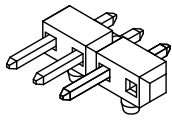
Click to view price, real time Inventory, Delivery & Lifecycle Information:

[Molex Connector Corporation](#)
[0878580003](#)

For any questions, you can email us directly:

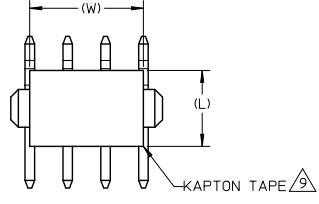
sales@integrated-circuit.com

10 9 8 7 6 5 4 3 2 1



NOTES:

- MATERIAL:
HSG: LCP, GLASS-FILLED, UL94V-0, COLOR:BLACK
PIN: 0.50mm SQ, COPPER ALLOY
- PLATING:
(1) 2.540µm TIN OVERALL PLATING OVER NICKEL OVERALL
(2) 5.080µm TIN OVERALL PLATING OVER NICKEL OVERALL
- PACKAGING TYPE: SEE TABLE
- PACKAGING SPECIFICATION:
TRAY: PK-89990-487
TAPE & REEL: PK-89990-484
- PRODUCT SPEC PS-87761-100 APPLIES
- IRREGULAR CIRCUIT CUTOFF WITHIN BREAKAWAY SECTION IS PERMISSIBLE. MEASUREMENT AT BOTH ENDS, FROM CUT END TO THE CENTRELINE OF THE HOUSING CORE HOLE OF THE FIRST PIN REMAINS AT 1.00±0.20MM. CUTTING AND CHIPPING OF THE MAIN BODY IS NOT ACCEPTABLE.
- THE ABOVE CKT 4 IS FOR ILLUSTRATION PURPOSE ONLY
- COPLANARITY IS TO BE MEASURED BY RESTING THE SOLDER TAIL ON A GAUGE SURFACE
- KAPTON TAPE LOCATION IS CENTERED ALONG THE PART AS SHOWN.
- RECOMMENDED PCB BOARD THICKNESS: 1.60±0.10mm



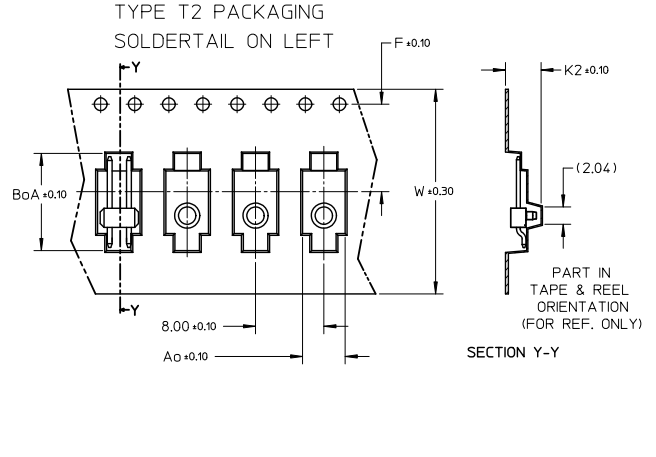
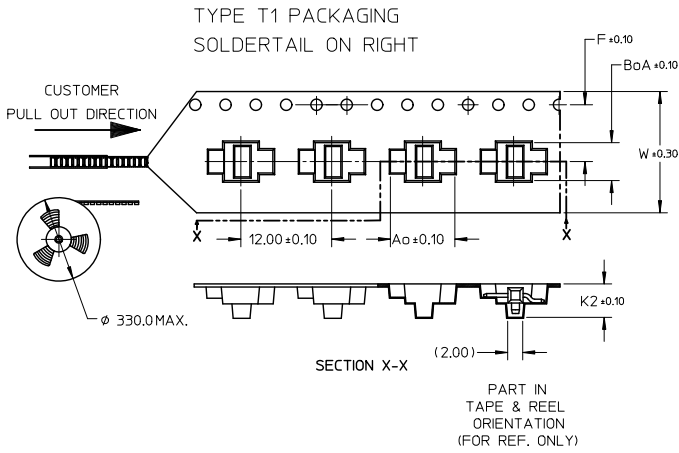
ADD P/N: 87858-0005 EC NO.: S2011-0457 DRAWN BY: DRWNS/KMG 2010/11/18 CHKD BY: CHK/DAT/SEE 2010/11/29 APPR: M/LONG 2010/12/01 REV: C4	QUALITY SYMBOLS ▽=0 ▽=0	GENERAL TOLERANCES (UNLESS SPECIFIED)		DIMENSION STYLE MM ONLY		SCALE NTS	DESIGN UNITS METRIC	THIRD ANGLE PROJECTION	
		4 PLACES ± --- ± --- 3 PLACES ± --- ± --- 2 PLACES ± 0.2 ± --- 1 PLACE ± --- ± --- ANGULAR ± 3°	mm INCH	DRAWN BY KSEE DATE 2003/11/14	TITLE CUSTOM HEADER 2MM SINGLE ROW HDR IN SMT WITH PEG, BREAKAWAY	MOLEX INCORPORATED		SHEET NO. 1 OF 3	
		DRAFT WHERE APPLICABLE MUST REMAIN WITHIN DIMENSIONS		MATERIAL NO. SEE TABLE	DOCUMENT NO. SD-87858-001	MOLEX INCORPORATED		INCORPORATED AND SHOULD NOT BE USED WITHOUT WRITTEN PERMISSION	
				SIZE A3					

9 8 7 6 5 4 3 2 1

CKT SIZE	DIMENSION			PART NO. IN TAPE & REEL PACKAGING	PART NO. IN TRAY PACKAGING	CKT SIZE	PEG	PLATE OPT.	VOID POSITION	KAPTON TAPE	DIMENSION					PACKAGING TYPE
	A	B	C								F	MATING END	SOLDER TAIL	KAPTON TAPE		
											M	P	W	L		
02	4.00	2.00	-	-	87858-0002	2	Y	1	----	N	8.00	3.20	2.80	-	-	
04	8.00	6.00	4.00	87858-0250	-	2	N	1	----	Y	8.00	3.20	2.80	4.00	3.00	T1
06	12.00	10.00	8.00	87858-0003	87858-0001	2	Y	1	----	N	10.80	6.00	2.80	-	-	T2
08	16.00	14.00	12.00	87858-0005	87858-0006	2	N	1	----	N	10.80	6.00	2.80	-	-	T2
10	20.00	18.00	16.00	-	87858-0004	4	Y	1	----	N	8.00	3.20	2.80	-	-	-
12	24.00	22.00	20.00	87858-0450	-	4	N	1	----	Y	8.00	3.20	2.80	4.00	4.00	T1
14	28.00	26.00	24.00	87858-0460	-	4	N	1	----	Y	8.97	4.17	2.80	4.00	4.00	T1
16	32.00	30.00	28.00													
18	36.00	34.00	32.00													
20	40.00	38.00	36.00													

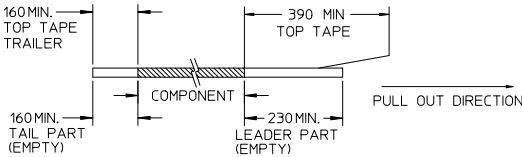
ADD P/N: 87858-0005 EC No: S2011-0457 DRAWN BY: DRWNSKANG 2010/11/18 CHKD BY: CHKDATSEE 2010/11/29 APPR: HLONG 2010/12/01 REV: C4	QUALITY SYMBOLS ▽=0 ▽=0	GENERAL TOLERANCES (UNLESS SPECIFIED) <table border="1"> <tr> <th></th> <th>mm</th> <th>INCH</th> </tr> <tr> <td>4 PLACES</td> <td>± ---</td> <td>± ---</td> </tr> <tr> <td>3 PLACES</td> <td>± ---</td> <td>± ---</td> </tr> <tr> <td>2 PLACES</td> <td>± 0.2</td> <td>± ---</td> </tr> <tr> <td>1 PLACE</td> <td>± ---</td> <td>± ---</td> </tr> <tr> <td colspan="3">ANGULAR ± 3 °</td> </tr> </table>		mm	INCH	4 PLACES	± ---	± ---	3 PLACES	± ---	± ---	2 PLACES	± 0.2	± ---	1 PLACE	± ---	± ---	ANGULAR ± 3 °			DIMENSION STYLE MM ONLY DRAWN BY: KSEE DATE: 2003/11/14 CHECKED BY: DATE: KCLING DATE: 2003/12/15 APPROVED BY: PTLIM DATE: 2003/12/15	SCALE: NTS DESIGN UNITS: METRIC THIRD ANGLE PROJECTION	TITLE: CUSTOM HEADER 2MM SINGLE ROW HDR IN SMT WITH PEG, BREAKAWAY MOLEX INCORPORATED	MATERIAL NO.: SEE TABLE DOCUMENT NO.: SD-87858-001 SHEET NO.: 2 OF 3
		mm	INCH																					
	4 PLACES	± ---	± ---																					
	3 PLACES	± ---	± ---																					
2 PLACES	± 0.2	± ---																						
1 PLACE	± ---	± ---																						
ANGULAR ± 3 °																								
DRAFT WHERE APPLICABLE MUST REMAIN WITHIN DIMENSIONS																								
THIS DRAWING CONTAINS INFORMATION THAT IS PROPRIETARY TO MOLEX INCORPORATED AND SHOULD NOT BE USED WITHOUT WRITTEN PERMISSION																								
MOLEX INCORPORATED																								

PACKAGING TYPE	CKT	DIMENSION					PACKABLE QTY
		BoA	Ao	K2	F	W	
T1	2	5.00	8.50	4.40	7.50	16.00	1200
	4	9.00	8.50	4.40	11.50	16.00	1200
T2	2	11.40	5.00	4.20	11.50	24.00	2000




NOTES:

1. LEADER AND TRAILER TAPE



2. PEELING OFF FORCE OF THE TOP TAPE: 20-80gf.
(PEELING DIRECTION AS SHOWN IN FOLLOWING FIGURE)



- 3. MATERIAL: BLACK P.S CONDUCTIVE, THICKNESS 0.40±0.10.
- 4. PACKAGING STANDARD IS AS PER EIA-481.
- 5. THE TAPE IS TREATED FOR ANTI-STATIC.

ADD P/N: 87858-0005 EC NO: S2011-0457 DRAWN: KANG 2010/11/18 CHECKED: SEE 2010/11/29 APPROV: LONG 2010/12/01 REV: C4	QUALITY SYMBOLS	GENERAL TOLERANCES (UNLESS SPECIFIED)	DIMENSION STYLE	SCALE	DESIGN UNITS	THIRD ANGLE PROJECTION	
	$\nabla=0$ $\nabla=0$	mm INCH 4 PLACES ± --- ± --- 3 PLACES ± --- ± --- 2 PLACES ± 0.2 ± --- 1 PLACE ± --- ± --- ANGULAR ± 3 °	MM ONLY	NTS	METRIC	DRAWN BY: KSEE DATE: 2003/11/14 CHECKED BY: KCLING DATE: 2003/12/15 APPROVED BY: PTLIM DATE: 2003/12/15	TITLE: CUSTOM HEADER 2MM SINGLE ROW HDR IN SMT WITH PEG, BREAKAWAY MOLEX INCORPORATED
	DRAFT WHERE APPLICABLE MUST REMAIN WITHIN DIMENSIONS	SEE TABLE	MATERIAL NO.	DOCUMENT NO.	SHEET NO.		
			SD-87858-001		3 OF 3		