



Distributor of Molex Connector Corporation: Excellent Integrated System Limited
Datasheet of 0673514016 - Connector Receptacle DVI-D, Dual Link 24 Position Through Hole,
Right Angle, Horizontal

Contact us: sales@integrated-circuit.com Website: www.integrated-circuit.com

Excellent Integrated System Limited

Stocking Distributor

Click to view price, real time Inventory, Delivery & Lifecycle Information:

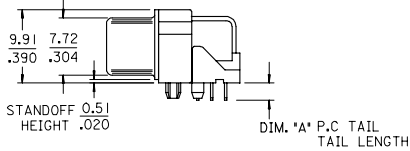
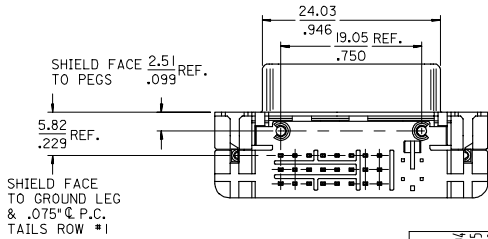
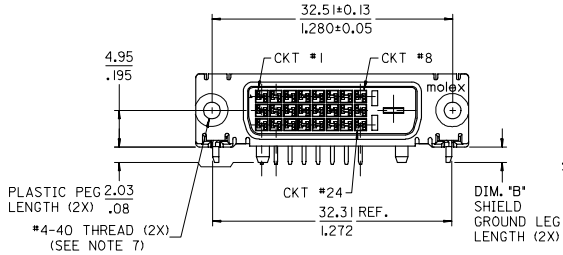
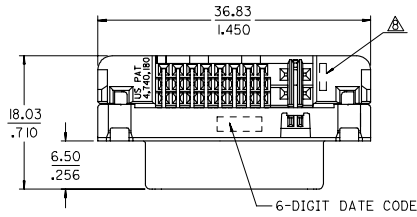
[Molex Connector Corporation](#)
[0673514016](#)

For any questions, you can email us directly:
sales@integrated-circuit.com

Contact us: sales@integrated-circuit.com Website: www.integrated-circuit.com

NOTES:

- MATERIALS:**
SHIELD -- DEEP DRAW STEEL.
HOUSING -- GLASS FILLED POLYMER, NATURAL (IVORY WHITE), UL 94V-0.
TAIL ALIGNER -- GLASS FILLED POLYMER, NATURAL (IVORY WHITE), UL 94V-0.
CONTACTS -- COPPER ALLOY.
MICROCROSS GROUND -- COPPER ALLOY.
 - PLATING: SEE SHEET 2
 - PRODUCT CONFORMS TO MOLEX PRODUCT SPECIFICATION NUMBER PS-74320-001. REFER TO THIS SPECIFICATION FOR SPACING ON A P.C.B. OF TWO OR MORE CONNECTORS WHEN USING A CABLE OR AN ADAPTER ASSEMBLY.
 - SEE SHEET 2 FOR RECOMMENDED PANEL CUT-OUT AND P.C.B. LAYOUT.
 - PARTS WILL BE PACKAGED IN TRAYS PER PK-74320-010.
 - PRODUCT CONFORMS TO DDWG DVI SPECIFICATION. REFER TO THIS SPECIFICATION FOR CONNECTOR MATING DIMENSIONS.
 - RECOMMENDED MOUNTING HARDWARE IS MOLEX P/N : 88780-6066 OR 82007-0300. OR 71781-0001. REFER TO PRODUCT SPECIFICATION NUMBER PS-74320-001 FOR THE APPLICATION TORQUE REQUIREMENT FOR ASSEMBLING MOUNTING HARDWARE.
- △ CAVITY NO. AND MANUFACTURING PLANT CODE.



PART NUMBER	PLATING OPTION	DIM 'A'	DIM 'B'
67351-4000	1	2.34/.092	2.03±0.51
67351-4001	1	1.27/.050	.080±.020
67351-4002	1	2.79/.110	2.79/.110
67351-4003	1	3.12/.123	2.79/.110
67351-4005	2	1.27/.050	.080±.020
67351-4016	2	2.79/.110	2.79/.110
67351-4007	2	3.12/.123	2.79/.110

REV	DESCRIPTION
1	REVISE EC NO: SH2007-0732 2007/06/05
2	DRW: XJSSONG 2007/06/05
3	CHKD: JITIAN 2007/06/05
4	APPR: JICHEN 2007/06/22

QUALITY SYMBOLS	GENERAL TOLERANCES (UNLESS SPECIFIED)	
	mm	INCH
▽=0	4 PLACES ±---	±---
▽=0	3 PLACES ±---	±.010
	2 PLACES ±0.25	±.010
	1 PLACE ±0.25	±.010
	ANGULAR ± 3 °	

DIMENSION STYLE		SCALE	DESIGN UNITS	THIRD ANGLE PROJECTION
MM/IN	DATE	2:1	INCH	
DRAWN BY	DATE			
GRACE	'00/09/05			
CHECKED BY	DATE			
SASHIN	'00/09/05			
APPROVED BY	DATE			
ML IN	'00/09/05			

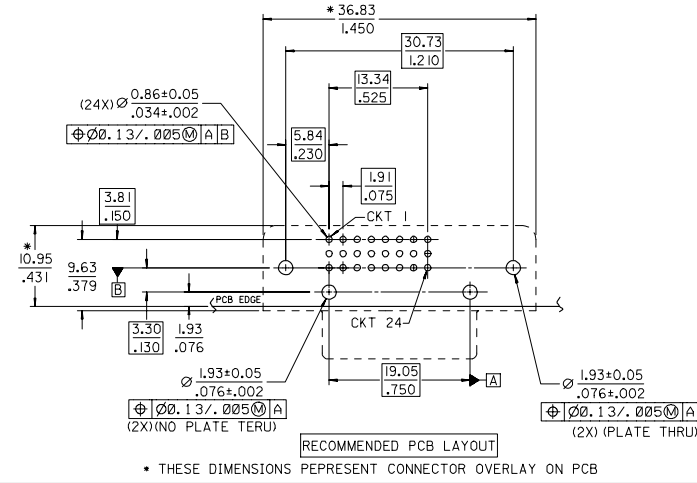
TITLE		MATERIAL NO.		DOCUMENT NO.		SHEET NO.	
DVI-DITITAL RIGHT ANGLE RECEPTACLE CONNECTOR		MOLEX INCORPORATED		SD-67351-003		1 OF 2	
DRAFT WHERE APPLICABLE MUST REMAIN WITHIN DIMENSIONS							
THIS DRAWING CONTAINS INFORMATION THAT IS PROPRIETARY TO MOLEX INCORPORATED AND SHOULD NOT BE USED WITHOUT WRITTEN PERMISSION							

Contact us: sales@integrated-circuit.com Website: www.integrated-circuit.com

10 9 8 7 6 5 4 3 2 1

F
E
D
C
B
A

F
E
D
C
B
A



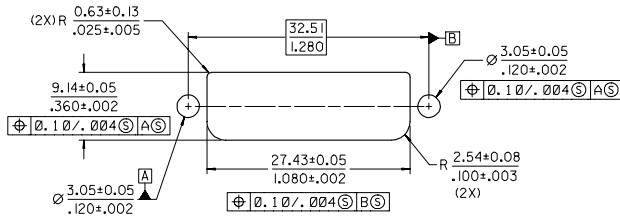
PLATING OPTIONS:

PLATING OPTION #1:

OUTER SHIELD -- 150u"/3.75um MIN. BRIGHT TIN OVER
 50u"/(1.27um) MIN. NICKEL OVER COPPER FLASH.
 .075"/1.91mm CONTACTS -- 30u"/0.75um MIN. SELECT GOLD AND
 100u"/2.50um MIN. SELECT PURE TIN
 OVER 50u"/1.27um MIN. NICKEL OVERALL.

PLATING OPTION #2:

OUTER SHIELD -- 150u"/3.75um MIN. BRIGHT TIN OVER
 50u"/(1.27um) MIN. NICKEL OVER COPPER FLASH.
 .075"/1.91mm CONTACTS -- SELECT GOLD FLASH AND
 100u"/2.50um MIN. SELECT PURE TIN
 OVER 50u"/1.27um MIN. NICKEL OVERALL.



RECOMMEND PANEL CUT-OUT
 PANEL THICKNESS: 0.76/.030 - 1.02/.040

SEE SHEET 1 EC NO: SH12007-0732 DRAWN: JASONG CHKD: JIHAN APPR: JICHEN	QUALITY SYMBOLS ▽=0 ▽=0	GENERAL TOLERANCES (UNLESS SPECIFIED)		DIMENSION STYLE MM/IN	SCALE 1:1	DESIGN UNITS INCH	THIRD ANGLE PROJECTION	
		4 PLACES ± --- ± --- 3 PLACES ± --- ± .010 2 PLACES ± 0.25 ± .010 1 PLACE ± 0.25 ± .010	mm INCH	DRAWN BY GRACE	DATE '00/09/05	TITLE DVI-DITITAL RIGHT ANGLE RECEPTACLE CONNECTOR		
		ANGULAR ± 3 °	MATERIAL NO. SEE CHART	CHECKED BY SASHIN	DATE '00/09/05	APPROVED BY ML IN		DATE '00/09/05
		DRAFT WHERE APPLICABLE MUST REMAIN WITHIN DIMENSIONS	MATERIAL NO. SEE CHART	DOCUMENT NO. SD-67351-003	MOLEX INCORPORATED	SHEET NO. 2 OF 2		

9 8 7 6 5 4 3 2 1