

## Excellent Integrated System Limited

Stocking Distributor

Click to view price, real time Inventory, Delivery & Lifecycle Information:

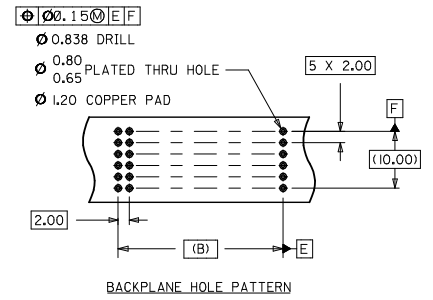
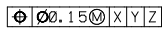
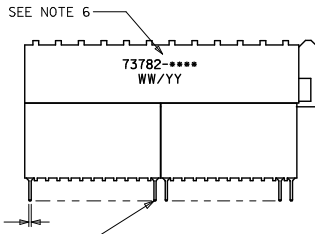
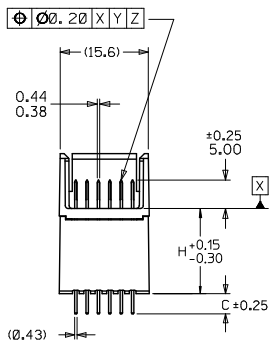
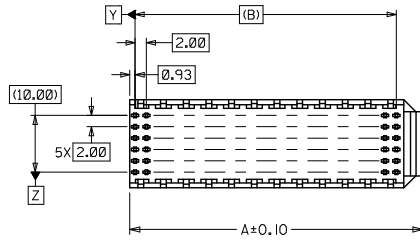
[Molex Connector Corporation](#)  
[0737823100](#)

For any questions, you can email us directly:

[sales@integrated-circuit.com](mailto:sales@integrated-circuit.com)

**NOTES:**

1. MATERIALS: HOUSING-LIQUID CRYSTAL POLYMER (LCP), GLASS-FILLED, UL94V-0, COLOR: BLACK. TERMINAL-PHOSPHOR BRONZE
2. FINISH: 0.75 MICROMETERS MINIMUM SELECTIVE GOLD IN MATING AREA 2.50 MICROMETERS MINIMUM SELECTIVE TIN IN TAIL AREA NICKEL UNDERPLATE OVERALL.
3. THIS PART CONFORMS TO MOLEX PRODUCT SPECIFICATION PS-73780-999.
4. THIS PART CONFORMS TO MOLEX COSMETIC SPECIFICATION PS-45499-002 CLASS C.
5. SEE TABLE ON SHEET 2 FOR PACKAGING SPECIFICATION.
6. PARTS MARKED WITH PART NUMBER AND DATE CODE APPROXIMATELY WHERE SHOWN.



CHG PKG FOR 15mm EC NO: UCP2015-0067 DRAWN BY: 2012/08/28 CHKD BY: 2012/08/28 APPR: 2012/09/18	QUALITY SYMBOLS ∇=0 ∇=0 ∇=0	GENERAL TOLERANCES (UNLESS SPECIFIED)		DIMENSION STYLE MM ONLY		SCALE 2:1	DESIGN UNITS METRIC	THIRD ANGLE PROJECTION	
		4 PLACES ± --- ± ---	mm INCH	DRAWN BY JB INGHAM	DATE 1997/04/25	TITLE SALES ASSEMBLY, HDM BACKPLANE STACKING MOD CLOSED END SOLDER			
		3 PLACES ± --- ± ---	CHECKED BY SREED	DATE 1997/04/25	APPROVED BY CBIXLER				
		2 PLACES ± 0.05 ± --- 1 PLACE ± 0.10 ± --- 0 PLACE ± --- ± ---	APPROVED BY DATE 1997/04/25	MATERIAL NO. SEE SHEET 2	DOCUMENT NO. SD-73782-001	SHEET NO. 1 OF 2			
DRAFT WHERE APPLICABLE MUST REMAIN WITHIN DIMENSIONS		THIS DRAWING CONTAINS INFORMATION THAT IS PROPRIETARY TO MOLEX INCORPORATED AND SHOULD NOT BE USED WITHOUT WRITTEN PERMISSION							

**MATERIAL NUMBER ASSIGNMENT**

73782-\* \* 0 0

NUMBER	CIRCUIT SIZE	DIM "A"	DIM "B"	DIM "C"
0	72	27.6	22.00	2.0
1	144	51.6	46.00	2.0
2	72	27.6	22.00	2.5
3	144	51.6	46.00	2.5
4	72	27.6	22.00	3.0
5	144	51.6	46.00	3.0
6	72	27.6	22.00	3.5
7	144	51.6	46.00	3.5

NUMBER	DIM "H"	PACKAGING SPECIFICATION
1	15.05	PK-70873-1873
2	6.05	PK-70873-0875
3	10.05	PK-70873-0871

SEE SHEET 1 EC NO: UCP2019-0087 2012/08/28 DRW:NDORGAN CHK:OBARKER APPR:SMILLER 2012/09/16	QUALITY SYMBOLS ∇=0 ∇=0 ∇=0	GENERAL TOLERANCES (UNLESS SPECIFIED)		DIMENSION STYLE MM ONLY		SCALE 1:1	DESIGN UNITS METRIC	THIRD ANGLE PROJECTION
		4 PLACES ± --- ± --- 3 PLACES ± --- ± --- 2 PLACES ± 0.05 ± --- 1 PLACE ± 0.10 ± --- 0 PLACE ± --- ± ---	mm INCH DRAWN BY JB INGHAM 1997/04/25 CHECKED BY SREED 1997/04/25 APPROVED BY CBIXLER 1997/04/25	TITLE SALES ASSEMBLY, HDM BACKPLANE STACKING MOD CLOSED END SOLDER			MATERIAL NO. SEE TABLE	DOCUMENT NO. SD-73782-001
ANGULAR ±1/2° DRAFT WHERE APPLICABLE MUST REMAIN WITHIN DIMENSIONS		THIS DRAWING CONTAINS INFORMATION THAT IS PROPRIETARY TO MOLEX INCORPORATED AND SHOULD NOT BE USED WITHOUT WRITTEN PERMISSION						

**MATERIAL NUMBER ASSIGNMENT**

73782-\* \* 0 0

NUMBER	CIRCUIT SIZE	DIM "A"	DIM "B"	DIM "C"
0	72	27.6	22.00	2.0
1	144	51.6	46.00	2.0
2	72	27.6	22.00	2.5
3	144	51.6	46.00	2.5
4	72	27.6	22.00	3.0
5	144	51.6	46.00	3.0
6	72	27.6	22.00	3.5
7	144	51.6	46.00	3.5

NUMBER	DIM "H"
1	15.05
2	6.05
3	10.05

SEE SHEET 1 EC NO. UDT2000-1073 DRAWN BY BINGHAM 000508 CHK: REED 000508 APPR: BIXLER 000508	QUALITY SYMBOLS MAJOR $\nabla$ = 0 CRITICAL $\sphericalangle$ = 0	GENERAL TOLERANCES: (UNLESS SPECIFIED)	SCALE NO: NE DESIGN UNITS <input checked="" type="checkbox"/> mm <input type="checkbox"/> INCH	THIRD ANGLE PROJECTION <input checked="" type="checkbox"/>	DIMENSIONS: <input type="checkbox"/> INCH <input type="checkbox"/> mm <input checked="" type="checkbox"/> mm ONLY	SHT REV REVISE ON CAD ONLY	
		DRAWN BY & DATE BINGHAM 97/04/25	CHECKED BY & DATE SREED 97/04/25	APPROVED BY & DATE CBIXLER 97/04/25	TITLE: SALES ASSEMBLY HDM BACKPLANE STACKING MODULE CLOSED END OPTION SOLDER TAIL	MOLEX INCORPORATED	MATERIAL NO. SEE CHART
DRAFT WHERE APPLICABLE MUST REMAIN WITHIN DIMENSIONS		THIS DRAWING CONTAINS INFORMATION THAT IS PROPRIETARY TO MOLEX INCORPORATED AND SHOULD NOT BE USED WITHOUT WRITTEN PERMISSION.					