

Excellent Integrated System Limited

Stocking Distributor

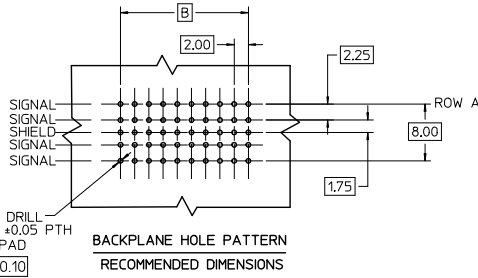
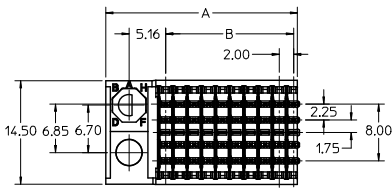
Click to view price, real time Inventory, Delivery & Lifecycle Information:

[Molex Connector Corporation](#)

[0746961014](#)

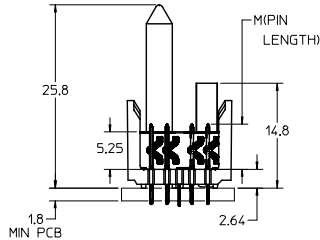
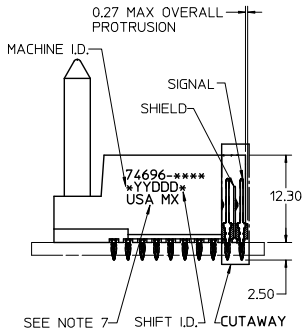
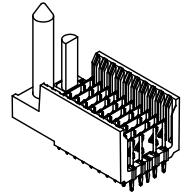
For any questions, you can email us directly:

sales@integrated-circuit.com



∅ 0.66 DRILL
∅0.56 ±0.05 PTH
∅1.00 PAD
⊕ ∅ 0.10

BACKPLANE HOLE PATTERN
RECOMMENDED DIMENSIONS

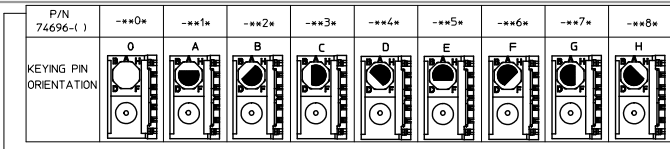


NOTES:

1. MATERIAL: HOUSING -LIQUID CRYSTAL POLYMER (LCP) GLASS-FILLED, UL 94 V-0, COLOR BLACK. SIGNAL & SHIELD -COPPER ALLOY.
2. FINISHES: SELECTIVE GOLD (Au) ON CONTACT AREA, SELECTIVE MATTE TIN ON PCB TAILS, NICKEL (Ni)OVERALL.
3. THIS PART CONFORMS TO MOLEX PRODUCT SPECIFICATION PS-74031-999.
4. FOR MIXED CONTACT MATING LENGTHS CONSULT MOLEX FOR AVAILABILITY.
5. FOR SPECIFIC PART NUMBER AND MATING INFORMATION REFER TO SHEET 2.
6. PACKAGE PER: PK-74696-003.
7. EITHER MARK PART NUMBER AND DATE CODE APPROXIMATELY WHERE SHOWN OR PLACE LABEL ON THE TUBE.
8. PRODUCT COMPLIES WITH COSMETIC SPECIFICATION PS-45499-002.
9. MAPS (MOLEX ADVANCED PLATING SYSTEM).

THE PRIMARY CARTON WITH A LABEL STATING "ELV AND RoHS COMPLAINT" IS LEAD FREE. CARTONS WITHOUT THIS LABEL MAY CONTAIN LEAD.

LEAD FREE CONVERSION EC NO: UCP-2013-0687 DRAWING NO: 2012/08/20 CHKDR: MWLFE 2012/11/28 APPR: SMILLER 2012/12/14 DESCRIPTION:	QUALITY SYMBOLS	GENERAL TOLERANCES (UNLESS SPECIFIED)	DIMENSION STYLE	SCALE	DESIGN UNITS	THIRD ANGLE PROJECTION	
	∇=0 ∇=0 ∇=0	mm INCH 4 PLACES ± --- ± --- 3 PLACES ± --- ± --- 2 PLACES ± --- ± --- 1 PLACE ± --- ± --- 0 PLACE ± --- ± ---	MM ONLY	2.5:1	METRIC	DRAWN BY: MOWANG DATE: 2001/04/17 CHECKED BY: NMARTIN DATE: 2001/04/20 APPROVED BY: CBIXLER DATE: 2001/04/20	TITLE: HSD SALES ASSEMBLY 5 ROW SIGNAL END BACKPLANE MATERIAL NO. SEE SHEET 2 DOCUMENT NO. SD-74696-002 SHEET NO. 1 OF 2
	ANGULAR ± 1/2° DRAFT WHERE APPLICABLE MUST REMAIN WITHIN DIMENSIONS	THIS DRAWING CONTAINS INFORMATION THAT IS PROPRIETARY TO MOLEX INCORPORATED AND SHOULD NOT BE USED WITHOUT WRITTEN PERMISSION					
	H REV						



74696-****

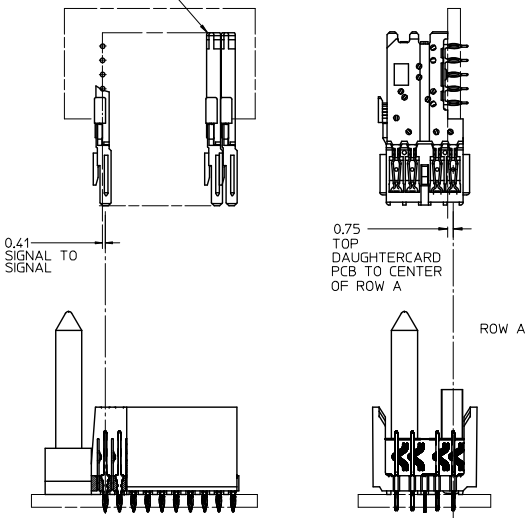
CONTACT LOAD (PIN LENGTH)

NUMBER OF COLUMNS/PLATING
 10 = 10 COLUMN MATTE TIN (FORMERLY TIN/LEAD)
 05 = 5 COLUMN MATTE TIN (FORMERLY TIN/LEAD)
 25 = 25 COLUMN MATTE TIN (FORMERLY TIN/LEAD)
 60 = 10 COLUMN MATTE TIN (MAPS)
 55 = 5 COLUMN MATTE TIN (MAPS)
 75 = 25 COLUMN MATTE TIN (MAPS)
 90 = 10 COLUMN MATTE TIN
 95 = 5 COLUMN MATTE TIN
 85 = 25 COLUMN MATTE TIN

LEAD FREE CHART

PART NUMBER	COLUMN	NUMBER OF SIGNAL PIN	NUMBER OF SHIELD	A	B	M	GOLD THICKNESS MICROMETER	TIN THICKNESS MICROMETER	
74696-60*1	10	40	10	27.00	18.00	4.75	0.25 MAPS	0.76-1.52	
74696-90*1							0.76		
74696-90*6							1.27		
74696-75*1	25	100	25	57.00	48.00	0.25 MAPS	0.76-1.52		
74696-85*1						0.76			
74696-85*6						1.27			
74696-55*2	5	20	5	17.00	8.00	0.25 MAPS			0.76-1.52
74696-95*7						1.27			
74696-60*2						0.25 MAPS			
74696-90*2	10	40	10	27.00	18.00	0.76		0.76-1.52	
74696-90*7						1.27			
74696-75*2						0.25 MAPS			
74696-85*2	25	100	25	57.00	48.00	0.76	0.76-1.52		
74696-85*7						1.27			
74696-60*3						0.25 MAPS			
74696-90*3	10	40	10	27.00	18.00	0.76			0.76-1.52
74696-90*8						1.27			
74696-75*3						0.25 MAPS			
74696-85*3	25	100	25	57.00	48.00	0.76		0.76-1.52	
74696-85*8						1.27			
74696-60*4						0.25 MAPS			
74696-90*4	10	40	10	27.00	18.00	0.76	0.76-1.52		
74696-90*9						1.27			
74696-75*4						0.25 MAPS			
74696-85*4	25	100	25	57.00	48.00	0.76			0.76-1.52
74696-85*9						1.27			

DAUGHTERCARD CONNECTOR SIDE



LEAD FREE (FORMERLY TIN/LEAD) CHART

PART NUMBER	COLUMN	NUMBER OF SIGNAL PIN	NUMBER OF SHIELD	A	B	M	GOLD THICKNESS MICROMETER	TIN THICKNESS MICROMETER	
74696-10*1	10	40	10	27.00	18.00	4.75	0.76	0.76-1.52	
74696-10*6							1.27		
74696-25*1							0.76		
74696-25*6	25	100	25	57.00	48.00	1.27	0.76-1.52		
74696-05*7						1.27			
74696-10*2						0.76			
74696-10*7	10	40	10	27.00	18.00	1.27			0.76-1.52
74696-25*2						0.76			
74696-25*7						1.27			
74696-10*3	10	40	10	27.00	18.00	0.76		0.76-1.52	
74696-10*8						1.27			
74696-25*3						0.76			
74696-25*8	25	100	25	57.00	48.00	1.27	0.76-1.52		
74696-10*4						0.76			
74696-10*9						1.27			
74696-25*4	25	100	25	57.00	48.00	0.76			0.76-1.52
74696-25*9						1.27			

LEAD FREE CONVERSION EC NO: UCP2015-0687 2017/08/20 DRAWING: CHK:DMOLFE 2017/11/26 APPR:SMILLER 2017/12/14	QUALITY SYMBOLS ∇=0 ∇=0 ∇=0	GENERAL TOLERANCES (UNLESS SPECIFIED) mm INCH	DIMENSION STYLE MM ONLY	SCALE 2.5:1	DESIGN UNITS METRIC	THIRD ANGLE PROJECTION
		4 PLACES ± --- ± --- 3 PLACES ± --- ± --- 2 PLACES ± --- ± --- 1 PLACE ± --- ± --- 0 PLACE ± --- ± ---	DRAWN BY: MOWANG DATE: 2001/04/17 CHECKED BY: NMARTIN DATE: 2001/04/20 APPROVED BY: CBIXLER DATE: 2001/04/20	MATERIAL NO.	DOCUMENT NO.	SHEET NO.
		ANGULAR ±1/2° DRAFT WHERE APPLICABLE MUST REMAIN WITHIN DIMENSIONS	SEE TABLES	SD-74696-002	2 OF 2	
		THIS DRAWING CONTAINS INFORMATION THAT IS PROPRIETARY TO MOLEX INCORPORATED AND SHOULD NOT BE USED WITHOUT WRITTEN PERMISSION				