

Excellent Integrated System Limited

Stocking Distributor

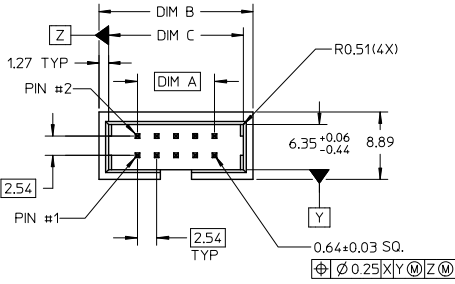
Click to view price, real time Inventory, Delivery & Lifecycle Information:

[Molex Connector Corporation](#)
[0878340419](#)

For any questions, you can email us directly:

sales@integrated-circuit.com

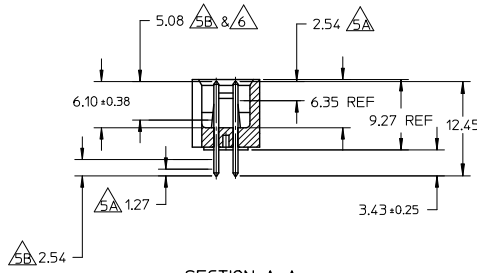
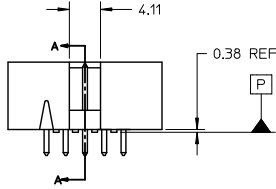
10 9 8 7 6 5 4 3 2 1



PART NUMBER LEGEND

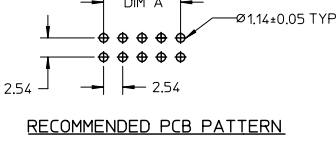
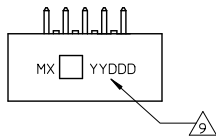
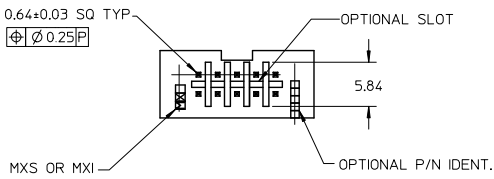
87834 - * * * 1 9
CKT SIZES

ASSEMBLY P/N	CKT SIZE	DIM A	DIM B	DIM C
87834-0419	04	2.54	12.70	10.16
87834-0619	06	5.08	15.24	12.70
87834-0819	08	7.62	17.78	15.24
87834-1019	10	10.16	20.32	17.78
87834-1219	12	12.70	22.86	20.32
87834-1419	14	15.24	25.40	22.86
87834-1619	16	17.78	27.94	25.40
87834-2019	20	22.86	33.02	30.48
87834-2419	24	27.94	38.10	35.56
87834-2619	26	30.48	40.64	38.10
87834-3019	30	35.56	45.72	43.18
87834-3419	34	40.64	50.80	48.26
87834-4019	40	48.26	58.42	55.88
87834-4419	44	53.34	63.50	60.96
87834-5019	50	60.96	71.12	68.58
87834-5619	56	68.58	78.74	76.20
87834-6019	60	73.66	83.82	81.28
87834-6419	64	78.74	88.90	86.36



NOTES :

- MATERIAL :
HOUSING : POLYESTER (PBT), UL94V-0, COLOR: BLACK.
PIN : COPPER ALLOY.
- PIN PUSHOUT FORCE 0.91 KG MIN.
- PRODUCT SPECIFICATION PS-70246-100 APPLIES.
- WAFER TO BE FLAT WITHIN 0.03MM/CM
- DIMENSIONS FOR PLATING LOCATIONS : A - MEASURE POINT FOR THICKNESS.
B - MINIMUM COVERAGE.
- GOLD END OF PIN UNLESS OVERALL PLATED.
- FINISH :
0.13um MIN. GOLD IN CONTACT AREA,
AND 1.9um MIN. TIN IN SOLDER AREA.
BOTH OVER 1.27um MIN. NICKEL OVERALL.
- FOR ILLUSTRATION PURPOSE A 10 CKT IS SHOWN.
- OPTIONAL LOCATION FOR MANUFACTURER/YEAR/DAY MARKING IF REQUIRED BY CUSTOMER



REMOVE 72CKT OPTION EC NO: S2012-0308 DRAWN BY: 2011/09/3 CHYK-SKANG 2011/11/23 APPR: HLONG 2012/07/10 REV: A3	QUALITY SYMBOLS ▽=0 ▽=0	GENERAL TOLERANCES (UNLESS SPECIFIED) <table border="1"> <thead> <tr> <th></th> <th>mm</th> <th>INCH</th> </tr> </thead> <tbody> <tr> <td>4 PLACES</td> <td>±---</td> <td>±---</td> </tr> <tr> <td>3 PLACES</td> <td>±---</td> <td>±---</td> </tr> <tr> <td>2 PLACES</td> <td>±0.20</td> <td>±---</td> </tr> <tr> <td>1 PLACE</td> <td>±---</td> <td>±---</td> </tr> <tr> <td colspan="3">ANGULAR ± 3°</td> </tr> </tbody> </table>		mm	INCH	4 PLACES	±---	±---	3 PLACES	±---	±---	2 PLACES	±0.20	±---	1 PLACE	±---	±---	ANGULAR ± 3°			DIMENSION STYLE MM ONLY DRAWN BY: RSHAN DATE: 2003/11/20 CHECKED BY: KCLING DATE: 2003/12/05 APPROVED BY: SKTOH DATE: 2003/12/06	SCALE NTS DESIGN UNITS METRIC THIRD ANGLE PROJECTION	TITLE C-GRID, SHROUDED WAFER WINDOW, W/O END SLOTS & POLARIZATION PEGS MOLEX INCORPORATED DOCUMENT NO. SD-87834-025 SHEET NO. 1 OF 1
		mm	INCH																				
	4 PLACES	±---	±---																				
	3 PLACES	±---	±---																				
2 PLACES	±0.20	±---																					
1 PLACE	±---	±---																					
ANGULAR ± 3°																							
DRAFT WHERE APPLICABLE MUST REMAIN WITHIN DIMENSIONS		MATERIAL NO. SEE TABLE SIZE A3	THIS DRAWING CONTAINS INFORMATION THAT IS PROPRIETARY TO MOLEX INCORPORATED AND SHOULD NOT BE USED WITHOUT WRITTEN PERMISSION																				

9 8 7 6 5 4 3 2 1