



## Excellent Integrated System Limited

Stocking Distributor

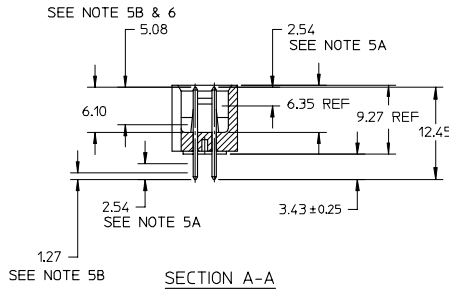
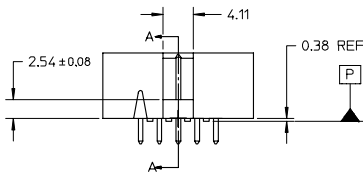
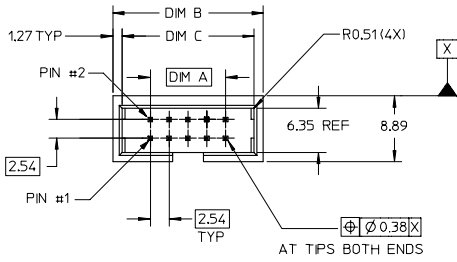
Click to view price, real time Inventory, Delivery & Lifecycle Information:

[Molex Connector Corporation](#)  
[0878342643](#)

For any questions, you can email us directly:  
[sales@integrated-circuit.com](mailto:sales@integrated-circuit.com)

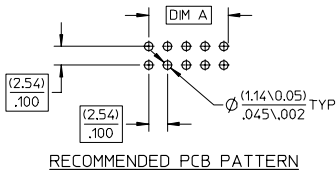
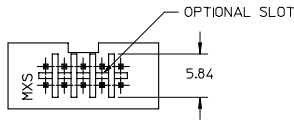
10 9 8 7 6 5 4 3 2 1

PART NUMBER	CKT SIZE	VOIDED PIN LOCATION	DIM A	DIM B	DIM C
87834-0643	06	2	5.08	15.24	12.70
87834-0843	08	1	7.62	17.78	15.24
87834-5043	50	25	60.96	71.12	68.58
87834-2643	26	26	30.48	40.64	38.10



**NOTES :**

- MATERIAL :  
HOUSING: NYLON (PA), UL94V-0, COLOR: NATURAL.  
PIN: COPPER ALLOY.
- PIN PUSHOUT FORCE 0.91 KG MIN.
- PIN SOLDERABILITY PER MOLEX SPEC, ES-152.
- WAFER TO BE FLAT WITHIN 0.03MM/CM
- DIMENSIONS FOR PLATING LOCATIONS : A - MEASURE POINT FOR THICKNESS.  
B - MINIMUM COVERAGE.
- GOLD END OF PIN UNLESS OVERALL PLATED.
- FINISH :  
0.38um MIN GOLD AND 2.54um MIN TIN  
IN SELECTED AREA OVER 1.27um MIN. NICKEL.
- FOR ILLUSTRATION PURPOSE A 10 CKT IS SHOWN.
- PRODUCT SPECIFICATION PS-70246-100 APPLIES.



ADD PART NUMBER EC NO: S2005-1018 DRAWN BY: DRINKELIM CHKD BY: RYANN APPR: PLIM	DESCRIPTION QUALITY SYMBOLS ▽=0 ▽=0	GENERAL TOLERANCES (UNLESS SPECIFIED)		DIMENSION STYLE MM ONLY	SCALE NTS	DESIGN UNITS METRIC	THIRD ANGLE PROJECTION			
		4 PLACES ± .15 ± .005	3 PLACES ± .15 ± .005	2 PLACES ± 0.20 ± .005	1 PLACE ± .15 ± .005	ANGULAR ± 3 °	DRAWN BY: RSHAN DATE: 2003/11/20	CHECKED BY: KCL ING DATE: 2003/12/05	APPROVED BY: SKTOH DATE: 2003/12/06	TITLE C-GRID, SHROUDED WAFER SLOTTED, WITH VOID NO END WINDOW & PEG
REV: A2	DRAFT WHERE APPLICABLE MUST REMAIN WITHIN DIMENSIONS	SEE TABLE		MATERIAL NO.	DOCUMENT NO.	THIS DRAWING CONTAINS INFORMATION THAT IS PROPRIETARY TO MOLEX INCORPORATED AND SHOULD NOT BE USED WITHOUT WRITTEN PERMISSION				

10 9 8 7 6 5 4 3 2 1