

## Excellent Integrated System Limited

Stocking Distributor

Click to view price, real time Inventory, Delivery & Lifecycle Information:

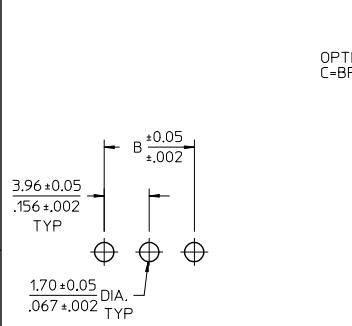
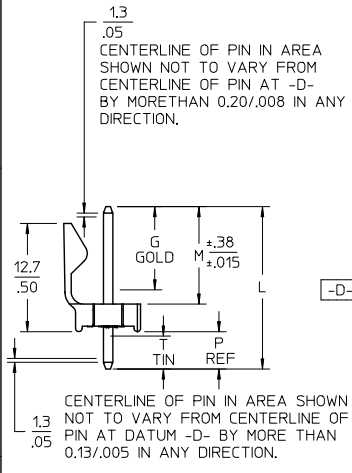
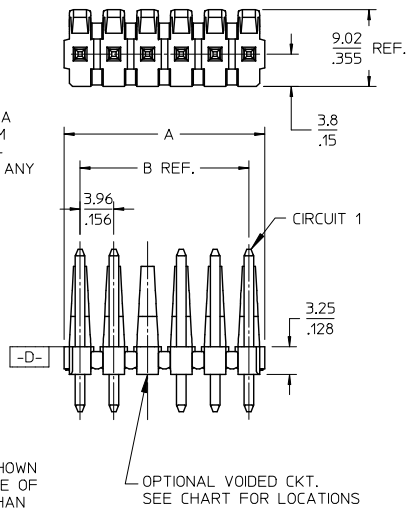
[Molex Connector Corporation](#)  
[0416710005](#)

For any questions, you can email us directly:

[sales@integrated-circuit.com](mailto:sales@integrated-circuit.com)

CKT	B	A
1	3.96	6.78/7.87
2	.156	.267/1.310
3	7.92	10.74/11.84
4	.312	.423/1.466
5	11.89	14.71/15.80
6	.468	.579/1.622
7	15.85	18.67/19.76
8	.624	.735/1.778
9	19.81	22.63/23.72
10	.780	.891/1.934
11	23.77	26.59/27.69
12	.936	1.047/1.090
13	27.74	30.56/31.65
14	1.092	1.203/1.246
15	31.70	34.52/35.61
16	1.248	1.359/1.402
17	35.66	38.48/39.57
18	1.404	1.515/1.558
19	39.62	42.44/43.54
20	1.560	1.671/1.714
21	43.59	46.41/47.50
22	1.716	1.827/1.870
23	47.55	50.37/51.46
24	1.872	1.983/2.026
1	51.51	54.33/55.42
2	2.028	2.139/2.182
3	55.47	58.29/59.39
4	2.184	2.295/2.338
5	59.44	62.26/63.35
6	2.340	2.451/2.494
7	63.40	66.22/67.31
8	2.496	2.607/2.650
9	67.36	70.18/71.27
10	2.652	2.763/2.806
11	71.32	74.14/75.23
12	2.808	2.919/2.962
13	75.29	78.11/79.20
14	2.964	3.075/3.118
15	79.25	82.07/83.16
16	3.120	3.231/3.274
17	83.21	86.03/87.12
18	3.276	3.387/3.430
19	87.17	89.94/91.08
20	3.432	3.541/3.586
21	91.14	93.85/95.00
22	3.588	3.695/3.740

- NOTES:
- MATERIAL: POLYESTER, 94V-0, MOLDED BLACK
  - FINISH: PER ES-88
    - (197) OVERALL REFLOWED MATTE TIN: 0.00152/0.00060 MIN. OVER 0.00127/0.00050 MIN. NICKEL OVERALL
    - (222) OVERALL MATTE TIN: 0.00254/0.00100 MIN. OVERALL NICKEL: 0.00127/0.00050 MIN.
    - (208) SELECT GOLD: 0.00038/0.00015 MIN. SELECT TIN: 0.00254/0.00100 MIN. OVERALL NICKEL UNDERPLATE: 0.00127/0.00050 MIN.
    - (228) SELECT GOLD: 0.00076/0.00030 MIN. SELECT TIN: 0.00254/0.00100 MIN. OVERALL NICKEL UNDERPLATE: 0.00127/0.00050 MIN.
    - (241) SELECT GOLD: 0.00051/0.00020 MIN. SELECT TIN: 0.00254/0.00100 MIN. OVERALL NICKEL UNDERPLATE: 0.00127/0.00050 MIN.
  - PRODUCT SPECIFICATION: PS-08-50.
  - PACKAGING INFO: SEE TABLE.
  - SOLDERABILITY: PER SMES-152.
  - PIN PUSH-OUT FORCE: PRIOR TO SOLDERING, 3 LB MIN. FORCE IN EITHER DIRECTION SHALL BE REQUIRED TO PUSH THE PIN OUT OF THE HEADER.
  - PARTS ARE STACKABLE END TO END ON 3.96/.156 CENTERS. (SPACING TABS MUST BE REMOVED ON CIRCUIT SIZES 1-23 BEFORE PARTS ARE STACKABLE.
  - THIS PART CONFORMS TO CLASS B REQUIREMENTS OF COSMETIC SPECIFICATION PS-45499-002.



A-41671- \* N \* \* \* \*  
 OPTION -PIN- PACKING  
 C=BRASS -43294- BULK PACK

NO OF CKTS  
 DIM M.L.P  
 PLATING

VOID LOCATIONS  
 BLANK=NO VOIDS  
 NO=CKT NO VOIDED  
 MULT-VOIDS=51 UP

PCB LAYOUT: COMPONENT SIDE  
 RECOMMENDED PCB THICKNESS:  
 1.57 ± .18 / .062 ± .007

QUALITY SYMBOLS	GENERAL TOLERANCES (UNLESS SPECIFIED)		DIMENSION STYLE	SCALE	DESIGN UNITS	THIRD ANGLE PROJECTION
	mm	INCH	MM/IN	1.5:1	INCH	
▽=0	4 PLACES ± ---	± ---	DRAWN BY JSCHAFFER	DATE 2004/04/05	TITLE KK 156 HEADER ASSEMBLY FRICTION LOCK STRAIGHT BREAKAWAY <b>molex</b> MATERIAL NO. SEE CHART DOCUMENT NO. SD-41671-001 SHEET NO. 1 OF *	
▽=0	3 PLACES ± ---	± .010	CHECKED BY KSAMIEC	DATE 2004/04/05		
▽=0	2 PLACES ± 0.25	± .015	APPROVED BY MARGULIS	DATE 2004/04/05		
▽=0	1 PLACE ± 0.38	± ---	ANGULAR ± 1/2°			
▽=0	0 PLACE ±	±	DRAFT WHERE APPLICABLE MUST REMAIN WITHIN DIMENSIONS			

2-*	AK7
1	AK7
SHT	REV

tb\_frame\_A\_P\_AM\_T  
 Rev. G 2012/01/11