Excellent Integrated System Limited

Stocking Distributor

Click to view price, real time Inventory, Delivery & Lifecycle Information:

Molex Connector Corporation
0428786408

For any questions, you can email us directly:
sales@integrated-circuit.com

Distributor of Molex Connector Corporation: Excellent Integrated System Limited
Datasheet of 0428786408 - CONN MOD JACK 6P4C VERT UNSHLD
Contact us: sales@integrated-circuit.com Website: www.integrated-circuit.com

MODULAR JACK CHARACTERISTICS LEGEND
EXTERNAL CONNECTOR BODY DIMENSIONS: (SEE NOTES 8 AND 9) JACKS ARE AVAILABLE IN STANDARD 4, 6, AND 8 POSITION BODY SIZES
NUMBER OF CONTACT POSITIONS: CONNECTOR SIZE 4 CAN ACCOMMODATE 2 OR 4 TERMINALS, CONNECTOR SIZE 6 CAN ACCOMMODATE 2, 4, OR 6 TERMINALS, CONNECTOR SIZE 8 CAN ACCOMMODATE 2, 4, 6, 8, OR 10 TERMINALS
POLARIZATION OPTION: "NO"= JACKS WITHOUT KEYING SLOT "YES"= JACKS WITH KEYING SLOT (AVAILABLE ON CONNECTOR SIZE 8 ONLY)
MOUNTING EARS OPTION: "YES"= JACKS WITH MOUNTING EARS "NO"= JACKS WITHOUT MOUNTING EARS

NOTES:
1) MATERIALS: HOUSING- POLYESTER, GLASS FILLED, UL94V-0, COLOR - BLACK
TERMINALS- PHOSPHOR BRONZE ALLOY, .015/(0.38) THICK.
2) TERMINAL PLATING:
SELECT GOLD IN CONTACT AREA: 50 MICROINCHES MIN.
*SELECT TIN IN PC TAIL AREA: 100 MICROINCHES MIN.
WITH OVERALL NICKEL UNDERPLATE: 50 MICROINCHES MIN.
*THE PRIMARY SHIPPING CARTON WILL BE LABELED "COMPLIANT TO ROHS DIRECTIVE 2002/95/EC AND ELV ANNEX II OF DIRECTIVE 2000/53/EC". CARTONS WITHOUT THIS LABEL MAY CONTAIN PRODUCT WITH TIN-LEAD IN THE PC TAIL.
3) THESE MODULAR JACKS MEET THE PERFORMANCE REQUIREMENTS OF MOLEX PRODUCT SPECIFICATION PS-42878.
4) CONNECTORS ARE SHIPPED IN THERMOFORMED TRAYS, PER PACKAGING SPECIFICATION PK-42878-492.
5) ALL JACKS ARE DESIGNED TO BE USED WITH .062/(1.57) OR .125/(3.18) THICK P.C. BOARDS.
6) ALL JACKS CONFORM TO AND ACCEPT PLUGS WHICH CONFORM TO FCC RULES AND REGULATIONS PART 68, SUBPART F.
7) ALL JACKS MUST BE CAPABLE OF FITTING INTO MOLEX GAGE G-42410 (CONNECTOR SIZE 6).
8) SEE SHEETS 1 & 4 FOR CONNECTOR SIZE 4.
9) SEE SHEETS 3 & 5 FOR CONNECTOR SIZE 8.
10) ENGRAVED NUMBERS ON HOUSING BODY ARE FOR MOLDING IDENTIFICATON ONLY, THEY ARE NOT INTENDED FOR ASSEMBLY IDENTIFICATION PURPOSES.
11) THIS PART CONFORMS TO CLASS B REQUIREMENTS OF COSMETIC SPECIFICATION PS-45499-002 WITH THE EXCEPTION OF THE SINK WHICH CONFORMS TO CLASS C REQUIREMENTS.

P. C. BOARD THICKNESS	DIM. "D" (MTG. PEGS)	DIM. "F" (P.C. TAILS)
.062/(1.57)	.128 (3.25)	.120 +.015/-.025 (3.05 +.38/-.63)
.125/(3.18)	.191 (4.85)	.205 +.015/-.025 (5.21 +.38/-.63)

CONNECTOR SIZE	CIRCUIT SIZE	DIM. "G"
6	6	.250 (6.35)
6	4	.150 (3.81)
6	2	.050 (1.27)

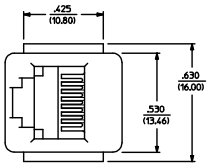

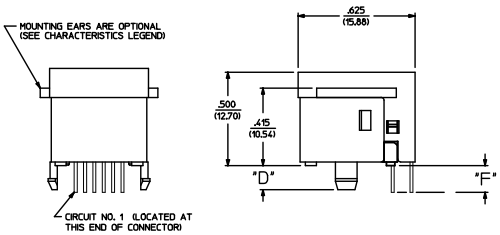

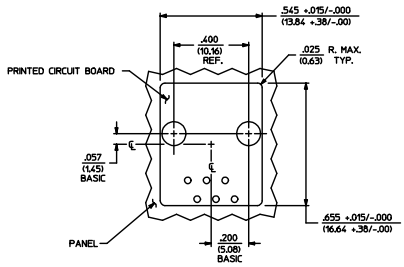

PANEL CUT-OUT FOR CONNECTOR SIZE 6

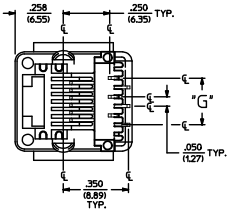

SIZE 6 MODULAR JACK LOADED WITH 6 TERMINALS SHOWN ABOVE

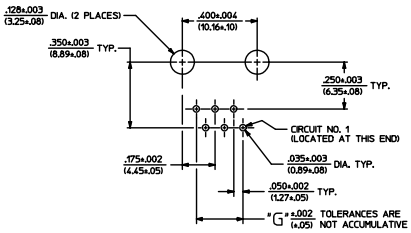

P.C. BOARD LAYOUT FOR CONNECTOR SIZE 6

ADD COSMETIC SPEC
EC NO: UCP2009-2267
DRWN: KLOSTENIER 2008/12/01
CHKD: BELL 2008/12/02
APPR: SMITH 2008/12/02
DESCRIPTION
REV: H2

QUALITY SYMBOLS: ▼=0 ▽=0

GENERAL TOLERANCES (UNLESS SPECIFIED)

	mm	INCH
4 PLACES	± ---	± ---
3 PLACES	± ---	± .010
2 PLACES	± 0.25	± ---
1 PLACE	± ---	± ---
ANGULAR ±1/2°		

DRAFT WHERE APPLICABLE MUST REMAIN WITHIN DIMENSIONS

DIMENSION STYLE: IN/MM
DRAWN BY: BAP DATE: 1992/04/02
CHECKED BY: BAP DATE: 1992/04/02
APPROVED BY: RAS DATE: 1992/04/02
MATERIAL NO.: SEE SHEET 4
SIZE: D

SCALE: 1:1
DESIGN UNITS: INCH
THIRD ANGLE PROJECTION

TITLE: ASSEMBLY, VERTICAL LOW PROFILE MODULAR JACKS (CONNECTOR SIZE 6)

molex MOLEX INCORPORATED

DOCUMENT NO.: SDA-42878-****
SHEET NO.: 2 OF 5

THIS DRAWING CONTAINS INFORMATION THAT IS PROPRIETARY TO MOLEX INCORPORATED AND SHOULD NOT BE USED WITHOUT WRITTEN PERMISSION

tb_frame_D_P_ME_T
Rev. E 2006/04/15

"X"=NOT TOOLED	ASSEMBLY NUMBER	PART CHARACTERISTICS			
		EXTERNAL CONNECTOR SIZE	NUMBER OF POSITIONS	P. C. BOARD THICKNESS	MOUNTING EARS OPTION
	42878-4216	4 POS. BODY	4	.062	YES
	42878-4218		4	.062	NO
	42878-4264		4	.125	YES
	42878-4266		4	.125	NO
	42878-4360		2	.062	YES
	42878-4362		2	.062	NO
	42878-4408		2	.125	YES
	42878-4410	4 POS. BODY	2	.125	NO

42878

"X"=NOT TOOLED	ASSEMBLY ITEM NUMBER	PART CHARACTERISTICS			
		EXTERNAL CONNECTOR SIZE	NUMBER OF POSITIONS	P. C. BOARD THICKNESS	MOUNTING EARS OPTION
	42878-6216	6 POS. BODY	6	.062	YES
	42878-6218		6	.062	NO
	42878-6264		6	.125	YES
	42878-6266		6	.125	NO
	42878-6360		4	.062	YES
	42878-6362		4	.062	NO
	42878-6408		4	.125	YES
	42878-6410		4	.125	NO
	42878-6504		2	.062	YES
	42878-6506		2	.062	NO
	42878-6552		2	.125	YES
	42878-6554	6 POS. BODY	2	.125	NO

CHARACTERISTICS LEGEND
EXTERNAL CONNECTOR BODY DIMENSIONS: AVAILABLE IN 4, 6, AND 8 POSITION BODY
NUMBER OF CONTACT POSITIONS: CONNECTOR SIZE 4 ACCOMMODATES 2, OR 4 TERMINALS, CONNECTOR SIZE 6 ACCOMMODATES 2, 4, OR 6 TERMINALS, CONNECTOR SIZE 8 ACCOMMODATES 2, 4, 6, 8, OR 10 TERMINALS
POLARIZATION OPTION: (AVAILABLE ON CONNECTOR SIZE 8 ONLY) "NO"= WITHOUT KEYING SLOT "YES"= WITH KEYING SLOT
MOUNTING EARS OPTION: "YES"= PART WITH MOUNTING EARS "NO"= PART WITHOUT MOUNTING EARS

(SEE SHEET 1 & 2 FOR PART DESCRIPTIONS AND DIMENSIONS)

SEE SHEET ONE
EC NO: UCP2004-1617
DRWN:L.SCHMIDT 2004/03/03
CHKD:L.SCHMIDT 2004/03/03
APPR:T.SMITH 2004/03/03
REV: H
DESCRIPTION

QUALITY SYMBOLS: ▼ 0 ; ⊘ 0

GENERAL TOLERANCES (UNLESS SPECIFIED)

	mm	INCH
4 PLACES	± ---	± ---
3 PLACES	± ---	± ---
2 PLACES	± ---	± ---
1 PLACE	± ---	± ---
ANGULAR ±1/2°		

DRAFT WHERE APPLICABLE
MUST REMAIN WITHIN DIMENSIONS

SCALE: ---
DESIGN UNITS: INCH
DIMENSION STYLE: IN/MM
DRAWN BY: BAP DATE: 1992/04/09
CHECKED BY: BAP DATE: 1992/04/09
APPROVED BY: RAS DATE: 1992/04/09

THIRD ANGLE PROJECTION
REVISE ON CAD ONLY

TITLE: ASSEMBLY, VERTICAL LOW PROFILE MODULAR JACKS (CONNECTOR SIZE 4 & 6)

molex MOLEX INCORPORATED

MATERIAL NO.: SEE CHART
DOCUMENT NO.: SDA-42878-****
SHEET NO.: 4 OF 5

THIS DRAWING CONTAINS INFORMATION THAT IS PROPRIETARY TO MOLEX INCORPORATED AND SHOULD NOT BE USED WITHOUT WRITTEN PERMISSION

D

tb_frame_D_P_ME_T
Rev. C 2002/05/05