

Excellent Integrated System Limited

Stocking Distributor

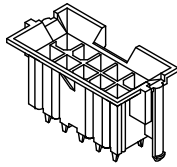
Click to view price, real time Inventory, Delivery & Lifecycle Information:

[Molex Connector Corporation](#)
[0434590037](#)

For any questions, you can email us directly:

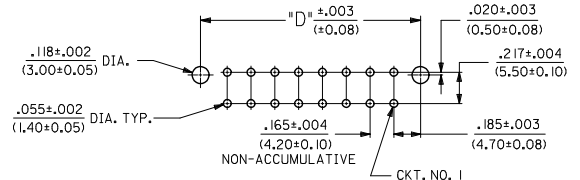
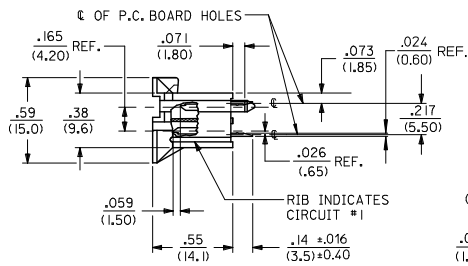
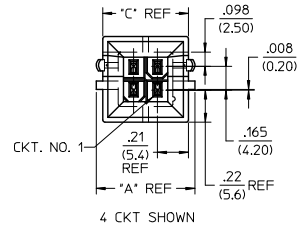
sales@integrated-circuit.com

CIRCUIT SIZE	DIM. 'A'	DIM. 'B'	DIM. 'C'	DIM. 'D'	DIM. 'E'
2	.520 (13.20)	—	.425 (10.80)	.370 (9.40)	.21 (5.4)
4	.685 (17.40)	.17 (4.2)	.590 (15.00)	.535 (13.60)	.38 (9.6)
6	.850 (21.60)	.33 (8.4)	.756 (19.20)	.701 (17.80)	.54 (13.8)
8	1.016 (25.80)	.50 (12.6)	.921 (23.40)	.866 (22.00)	.71 (18.0)
10	1.181 (30.00)	.66 (16.8)	1.087 (27.60)	1.031 (26.20)	.87 (22.2)
12	1.346 (34.20)	.83 (21.0)	1.252 (31.80)	1.197 (30.40)	1.04 (26.4)
14	1.512 (38.40)	.99 (25.2)	1.417 (36.00)	1.362 (34.60)	1.20 (30.6)
16	1.677 (42.60)	1.16 (29.4)	1.583 (40.20)	1.528 (38.80)	1.37 (34.8)
18	1.843 (46.80)	1.32 (33.6)	1.748 (44.40)	1.693 (43.00)	1.54 (39.0)
20	2.008 (51.00)	1.49 (37.8)	1.913 (48.60)	1.858 (47.20)	1.70 (43.2)
22	2.173 (55.20)	1.65 (42.0)	2.079 (52.80)	2.024 (51.40)	1.87 (47.4)
24	2.339 (59.40)	1.82 (46.2)	2.244 (57.00)	2.189 (55.60)	2.03 (51.6)

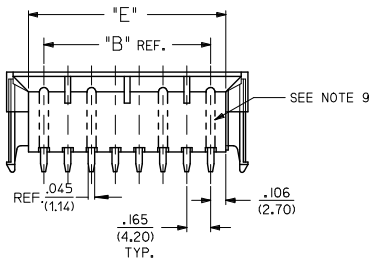
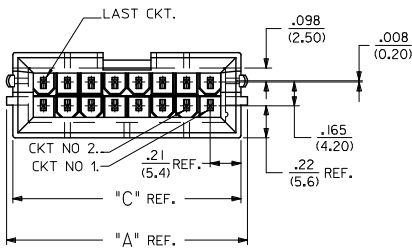


NOTES:


- MATERIAL:
HOUSING MATERIAL:
A-NYLON 6/6, UNFILLED UL94 V-2, COLOR: NATURAL
B-NYLON 6/6, UNFILLED UL94 V-0, COLOR: NATURAL
TERMINALS: BRASS
- TERMINAL PLATING:
A-.000100/(0.00254) MIN. MATTE TIN OVER .000050/(0.00127) MIN. NICKEL
D-.000100/(0.00254) MIN. BRIGHT TIN OVER .000050/(0.00127) MIN. NICKEL
E-.000030/(0.00076) MIN. SELECT GOLD AND .000100/(0.00254) MIN. SELECT MATTE TIN OVER .000050/(0.00127) MIN. NICKEL OVERALL
- PRODUCT SPECIFICATION: PS-5556-002
- PACKAGING: TRAY PACK PER PK-42440-001
- PART MATES WITH MINI-FIT RECEPTACLES 5557, 42474, 44516 AND BMI HEADER 42385.
- PART ALLOWS FOR UP TO .100/(2.54) MISALIGNMENT WITH MATING RECEPTACLE IN ANY DIRECTION. SEE MATING CONNECTOR DRAWINGS FOR SPECIFIC ALLOWANCES.
- THIS PART IS NOT DESIGNED FOR CURRENT SHARING.
- CONNECTOR ASSEMBLIES ARE NOT TO BE MATED OR UNMATED WHILE CIRCUITS ARE LIVE.
- RIB LOCATION IS DETERMINED BY MOLD DESIGN FOR MANUFACTURING EASE AND THE LOCATION DOES NOT AFFECT PART FUNCTION OR PERFORMANCE. LOCATION OF RIBS MAY VARY ON PARTS WITHIN MANUFACTURING LOT OR SHIPMENT. THIS DRAWING SHOWS TYPICAL RIB LOCATIONS.
- PART CONFORMS TO CLASS 'B' REQUIREMENTS OF COSMETIC SPECIFICATION' PS-45499-002.



RECOMMENDED HOLE LAYOUT FOR .070/(1.78) MAX. THICK P.C. BOARD



ADD 43459-0055 REV. NO. UCP2015-1722 DRAWN: JBOX 2014/10/23 CHKD: BELL 2014/10/23 APPR: SMITH 2014/10/27	QUALITY SYMBOLS ▽=0 ▽=0 ▽=0	GENERAL TOLERANCES (UNLESS SPECIFIED)	DIMENSION STYLE		SCALE 2:1	DESIGN UNITS METRIC	THIRD ANGLE PROJECTION
			mm	INCH			
F13	DESCRIPTION	4 PLACES ±.005 ±.005	DRAWN BY AFG	DATE 1994/12/07	TITLE 2-24 CKT. VERT. HEADER MINI-FIT B.M.I. MAKE FIRST/BREAK LAST	DOCUMENT NO. SDA-43459-****	SHEET NO. 1 OF 3
		3 PLACES ±.010 ±.010	CHECKED BY R J F	DATE 1994/12/07			
		2 PLACES ±0.25 ±.014	APPROVED BY F S M I T H	DATE 2012/05/22			
		1 PLACE ±0.36 ±.005					
		0 PLACE ±.000 ±.000					
		ANGULAR ±1/2°	MATERIAL NO. SEE CHART				
		DRAFT WHERE APPLICABLE MUST REMAIN WITHIN DIMENSIONS	THIS DRAWING CONTAINS INFORMATION THAT IS PROPRIETARY TO MOLEX INCORPORATED AND SHOULD NOT BE USED WITHOUT WRITTEN PERMISSION				



Distributor of Molex Connector Corporation: Excellent Integrated System Limited

Datasheet of 0434590037 - MINIFIT BMI VERT HDR/DR MFBL

Contact us: sales@integrated-circuit.com Website: www.integrated-circuit.com

ITEM NO.	CHARACTERISTIC DESCRIPTION	TERMINAL VERSION REQUIRED AT EACH CIRCUIT LOCATION (SEE CODES AT RIGHT)																							
		1	2	3	4	5	6	7	8	9	10	11	12	13	14	15	16	17	18	19	20	21	22	23	24
43459-0001	04AAA	1	1	8	8	-	-	-	-	-	-	-	-	-	-	-	-	-	-	-	-	-	-	-	-
43459-0002	04BAA	1	1	8	8	-	-	-	-	-	-	-	-	-	-	-	-	-	-	-	-	-	-	-	-
43459-0003	04AAA	1	1	8	8	-	-	-	-	-	-	-	-	-	-	-	-	-	-	-	-	-	-	-	-
43459-0004	04BAA	1	1	8	8	-	-	-	-	-	-	-	-	-	-	-	-	-	-	-	-	-	-	-	-
43459-0005	10AAD	5	5	5	5	5	5	5	5	5	-	-	-	-	-	-	-	-	-	-	-	-	-	-	-
43459-0006	10BAD	5	5	5	5	5	5	5	5	5	-	-	-	-	-	-	-	-	-	-	-	-	-	-	-
43459-0007	10AAE	3	3	3	3	3	3	3	3	3	-	-	-	-	-	-	-	-	-	-	-	-	-	-	-
43459-0008	10BAE	3	3	3	3	3	3	3	3	3	-	-	-	-	-	-	-	-	-	-	-	-	-	-	-
43459-0009	18AAD	9	9	9	9	5	5	9	9	9	9	9	9	9	9	5	9	9	9	-	-	-	-	-	-
43459-0011	24AAD	5	5	5	5	5	5	5	5	5	5	5	5	5	5	5	5	5	5	5	5	5	5	5	5
43459-0012	24BAD	5	5	5	5	5	5	5	5	5	5	5	5	5	5	5	5	5	5	5	5	5	5	5	5
43459-0013	24BAD	9	9	9	9	9	9	9	9	9	9	9	9	9	9	5	9	9	9	9	9	9	9	9	9
43459-0014	18BAD	5	5	5	5	5	5	5	5	5	5	5	5	5	5	5	5	5	5	-	-	-	-	-	-
43459-0015	18BAE	3	3	3	3	3	3	3	3	3	3	3	3	3	3	3	3	3	3	-	-	-	-	-	-
43459-0016	14BAD	5	5	5	5	5	5	5	5	5	5	5	5	5	-	-	-	-	-	-	-	-	-	-	-
43459-0017	18BAD	9	9	9	9	5	5	9	9	9	9	9	9	9	9	5	9	9	9	-	-	-	-	-	-
43459-0018	10AAA	8	8	8	8	8	8	8	8	8	1	1	1	1	-	-	-	-	-	-	-	-	-	-	-
43459-0019	10BAE	3	3	3	10	10	3	3	3	3	-	-	-	-	-	-	-	-	-	-	-	-	-	-	-
43459-0020	18AAE	10	-	10	10	10	10	10	10	10	3	3	10	10	10	10	10	10	-	-	-	-	-	-	-
43459-0021	10AAD	5	9	9	9	9	9	9	9	9	-	-	-	-	-	-	-	-	-	-	-	-	-	-	-
43459-0022	10AAD	5	9	9	9	9	5	9	9	9	-	-	-	-	-	-	-	-	-	-	-	-	-	-	-
43459-0023	14AAD	5	9	9	9	9	9	9	9	9	9	9	9	9	-	-	-	-	-	-	-	-	-	-	-
43459-0024	14AAD	5	9	9	9	9	9	9	9	9	5	9	9	9	9	9	9	9	-	-	-	-	-	-	-
43459-0025	18BAE	10	10	10	10	10	10	10	10	10	-	10	10	10	10	10	3	-	10	-	-	-	-	-	-
43459-0026	10BAE	10	-	10	-	10	10	-	10	-	10	-	-	-	-	-	-	-	-	-	-	-	-	-	-
43459-0027	24BAE	10	10	10	10	10	10	10	10	10	10	10	10	10	10	10	10	10	10	10	10	10	10	10	10
43459-0028	24AAE	3	10	10	10	10	10	10	10	10	10	3	3	10	10	10	10	10	10	10	10	10	10	10	3
43459-0029	14BAE	10	10	10	10	10	10	10	10	10	3	10	10	10	10	-	-	-	-	-	-	-	-	-	-
43459-0030	04BAE	3	3	3	3	-	-	-	-	-	-	-	-	-	-	-	-	-	-	-	-	-	-	-	-
43459-0031	18BAE	3	3	3	3	3	3	3	3	3	3	3	3	3	3	3	3	3	-	-	-	-	-	-	-
43459-0032	10BAE	3	10	10	10	10	3	10	10	10	10	10	-	-	-	-	-	-	-	-	-	-	-	-	-
43459-0033	14BAE	3	10	10	10	10	10	3	10	10	10	10	10	10	-	-	-	-	-	-	-	-	-	-	-
43459-0034	14BAE	10	10	10	10	10	10	10	10	10	3	10	10	10	-	-	-	-	-	-	-	-	-	-	-

TERM. CODES FOR CHART AT LEFT		
TERMINAL NO.	PLATING	MATERIAL
1=MAKE-FIRST	A	BRASS
----	---	----
3=MAKE-FIRST	E	BRASS
----	---	----
5=MAKE-FIRST	D	BRASS
----	---	----
8=STANDARD	A	BRASS
9=STANDARD	D	BRASS
10=STANDARD	E	BRASS

CHARACTERISTICS LEGEND:

CIRCUIT SIZE: _____

(02-24)

HOUSING MATERIAL AND OPTIONS: _____

A=NYLON 6/6, U.L. 94V-2, COLOR: NATURAL.
 B=NYLON 6/6, U.L. 94V-0, COLOR: NATURAL.

TERMINAL MATERIAL: _____

A=BRASS

TERMINAL PLATING (SEE NOTE 2): _____

A=.000100/.000254 MIN. MATTE TIN OVER .000050/.000127 MIN. NICKEL
 D=.000100/.000254 MIN. BRIGHT TIN OVER .000050/.000127 MIN. NICKEL
 E=.000030/.000076 MIN. SELECT GOLD AND .000100/.000254 MIN. SELECT MATTE TIN OVER .000050/.000127 MIN. NICKEL OVERALL

SEE SHEET 1 REC NO: UCP2015-1722 DRAWN: JFOX CHKD: BELL APPROV: SMITH 2014/10/23 2014/10/23 2014/10/23	QUALITY SYMBOLS 	GENERAL TOLERANCES (UNLESS SPECIFIED) mm INCH		DIMENSION STYLE IN/MM		SCALE 1:1	DESIGN UNITS METRIC	THIRD ANGLE PROJECTION
		4 PLACES ±.005 ±.002 3 PLACES ±.005 ±.002 2 PLACES ±.005 ±.002 1 PLACE ±.005 ±.002 0 PLACE ±.005 ±.002	DRAWN BY DATE AFG 1994/12/07 CHECKED BY DATE RJF 1994/12/07 APPROVED BY DATE F SMITH 2012/05/22	TITLE 2-24 CKT. VERT. HEADER MINI-FIT B.M.I. MAKE FIRST/BREAK LAST				MATERIAL NO. SEE CHART

DRAFT WHERE APPLICABLE MUST REMAIN WITHIN DIMENSIONS

THIS DRAWING CONTAINS INFORMATION THAT IS PROPRIETARY TO MOLEX INCORPORATED AND SHOULD NOT BE USED WITHOUT WRITTEN PERMISSION



Distributor of Molex Connector Corporation: Excellent Integrated System Limited

Datasheet of 0434590037 - MINIFIT BMI VERT HDR/DR MFBL

Contact us: sales@integrated-circuit.com Website: www.integrated-circuit.com

ITEM NO.	CHARACTERISTIC DESCRIPTION	TERMINAL VERSION REQUIRED AT EACH CIRCUIT LOCATION (SEE CODES AT RIGHT)																							
		1	2	3	4	5	6	7	8	9	10	11	12	13	14	15	16	17	18	19	20	21	22	23	24
43459-0035	10BAD	5	9	9	9	9	5	9	9	9	9	-	-	-	-	-	-	-	-	-	-	-	-	-	-
43459-0036	10BAE	10	3	10	10	10	10	3	10	10	10	-	-	-	-	-	-	-	-	-	-	-	-	-	-
43459-0037	10BAE	3	10	10	10	10	10	10	10	10	10	-	-	-	-	-	-	-	-	-	-	-	-	-	-
43459-0038	24AAD	9	9	9	9	9	9	9	9	9	9	5	9	9	9	9	9	9	9	9	9	9	9	9	9
43459-0039	14BAE	3	10	10	10	10	10	10	3	10	10	10	10	10	10	10	10	10	10	10	10	10	10	10	10
43459-0040	10AAD	9	9	9	9	9	5	5	5	5	5	-	-	-	-	-	-	-	-	-	-	-	-	-	-
43459-0041	6AAA	0	-	-	-	-	-	-	-	-	-	-	-	-	-	-	-	-	-	-	-	-	-	-	-
43459-0042	18BAE	3	3	3	3	3	3	3	3	3	3	3	3	3	3	3	3	10	10	-	-	-	-	-	-
43459-0043	24AAA	8	8	8	8	8	8	8	-	1	1	-	8	8	8	8	8	8	8	8	-	1	1	-	8
43459-0044	10BAE	10	10	10	3	10	10	10	10	10	10	-	-	-	-	-	-	-	-	-	-	-	-	-	-
43459-0045	10BAE	10	3	3	10	10	3	10	10	10	10	-	-	-	-	-	-	-	-	-	-	-	-	-	-
43459-0046	10BAE	10	10	10	10	10	10	3	3	3	3	-	-	-	-	-	-	-	-	-	-	-	-	-	-
43459-0047	24BAE	3	3	3	3	3	3	3	3	3	3	3	3	3	3	3	3	3	3	3	3	3	3	3	3
43459-0048	04BAD	9	5	5	9	-	-	-	-	-	-	-	-	-	-	-	-	-	-	-	-	-	-	-	-
43459-0049	04BAE	10	3	3	10	-	-	-	-	-	-	-	-	-	-	-	-	-	-	-	-	-	-	-	-
43459-0050	18BAE	3	3	3	3	3	3	3	3	3	3	10	3	3	3	3	3	3	3	-	-	-	-	-	-
43459-0052	24BAD	9	-	9	-	9	-	9	-	9	-	9	-	9	-	9	-	9	-	9	-	9	-	9	-
43459-0053	24BAE	10	10	10	10	3	3	3	10	10	10	10	10	10	10	10	10	10	10	10	10	10	10	10	10
43459-0054	24BAA	1	1	1	1	1	1	1	1	1	1	1	1	1	1	1	1	1	1	1	1	1	1	1	1
43459-0055	14BAA	8	8	8	1	1	8	8	8	8	8	1	8	8	8	-	-	-	-	-	-	-	-	-	-

TERM. CODES FOR CHART AT LEFT		
TERMINAL NO.	PLATING /	MATERIAL
1=MAKE-FIRST	A	BRASS
----	---	----
3=MAKE-FIRST	E	BRASS
----	---	----
5=MAKE-FIRST	D	BRASS
----	---	----
8=STANDARD	A	BRASS
9=STANDARD	D	BRASS
10=STANDARD	E	BRASS

0 = OBSOLETE

CHARACTERISTICS LEGEND:

CIRCUIT SIZE: _____

(02-24)

HOUSING MATERIAL AND OPTIONS: _____

A=NYLON 6/6, U.L. 94V-2, COLOR: NATURAL.
 B=NYLON 6/6, U.L. 94V-0, COLOR: NATURAL.

TERMINAL MATERIAL: _____

A=BRASS

TERMINAL PLATING (SEE NOTE 2): _____

A=.000100/(0.00254) MIN. MATTE TIN OVER .000050/(0.00127) MIN. NICKEL
 D=.000100/(0.00254) MIN. BRIGHT TIN OVER .000050/(0.00127) MIN. NICKEL
 E=.000030/(0.00076) MIN. SELECT GOLD AND .000100/(0.00254) MIN. SELECT MATTE TIN OVER .000050/(0.00127) MIN. NICKEL OVERALL

ib_frame_C_P_AM_T
Rev. G 2012/01/11

SEE SHEET 1 REC NO: UCP2015-1722 DRAWN: JFOX 2014/10/23 CHKD: BELL 2014/10/23 APPR: SMITH 2014/10/27	QUALITY SYMBOLS 	GENERAL TOLERANCES (UNLESS SPECIFIED)		DIMENSION STYLE		SCALE	DESIGN UNITS	THIRD ANGLE PROJECTION
				IN/MM		1:1	METRIC	
		4 PLACES ±---	±---	DRAWN BY	DATE	TITLE		
		3 PLACES ±---	±.010	AFG	1994/12/07	2-24 CKT. VERT. HEADER MINI-FIT B.M.I. MAKE FIRST/BREAK LAST		
2 PLACES ±0.25	±.014	CHECKED BY	DATE					
1 PLACE ±0.36	±---	RJF	1994/12/07					
0 PLACE ±---	±---	APPROVED BY	DATE	MATERIAL NO.	DOCUMENT NO.	SHEET NO.		
		FSMITH	2012/05/22	SEE CHART	SDA-43459-****	3 OF 3		
DRAFT WHERE APPLICABLE MUST REMAIN WITHIN DIMENSIONS		THIS DRAWING CONTAINS INFORMATION THAT IS PROPRIETARY TO MOLEX INCORPORATED AND SHOULD NOT BE USED WITHOUT WRITTEN PERMISSION						

12	11	10	9	8	7	6	5	4	3	2	1
----	----	----	---	---	---	---	---	---	---	---	---