

Excellent Integrated System Limited

Stocking Distributor

Click to view price, real time Inventory, Delivery & Lifecycle Information:

[Molex Connector Corporation](#)
[0434600003](#)

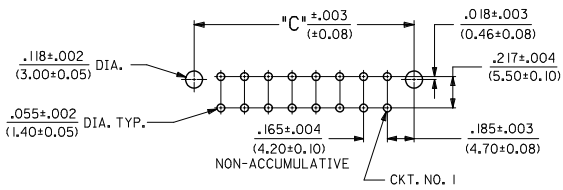
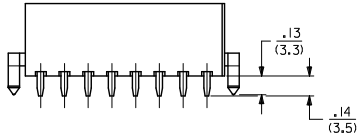
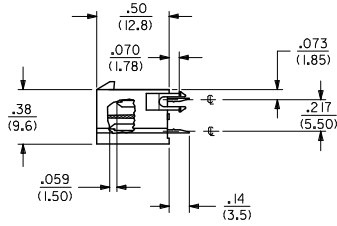
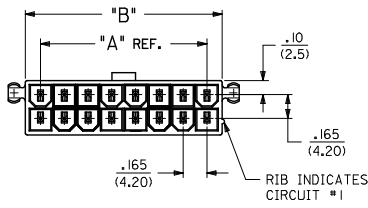
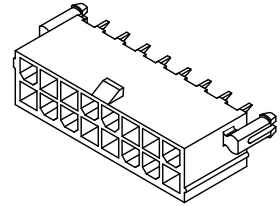
For any questions, you can email us directly:

sales@integrated-circuit.com

CIRCUIT SIZE	DIM. "A"	DIM. "B"	DIM. "C"
2	—	.21 (5.4)	.370 (9.40)
4	.17 (4.2)	.38 (9.6)	.535 (13.60)
6	.33 (8.4)	.54 (13.8)	.701 (17.80)
8	.50 (12.6)	.71 (18.0)	.866 (22.00)
10	.66 (16.8)	.87 (22.2)	1.031 (26.20)
12	.83 (21.0)	1.04 (26.4)	1.197 (30.40)
14	.99 (25.2)	1.20 (30.6)	1.362 (34.60)
16	1.16 (29.4)	1.37 (34.8)	1.528 (38.80)
18	1.32 (33.6)	1.54 (39.0)	1.693 (43.00)
20	1.49 (37.8)	1.70 (43.2)	1.858 (47.20)
22	1.65 (42.0)	1.87 (47.4)	2.024 (51.40)
24	1.82 (46.2)	2.03 (51.6)	2.189 (55.60)


NOTES:

- HOUSING MATERIAL AND OPTIONS:
SEE CHARACTERISTICS LEGEND ON SHEET 2
TERMINAL MATERIAL: BRASS ALLOY
- TERMINAL PLATING:
A = .000100/(.00254) MIN. MATTE TIN OVER .000050/(.00127) MIN. NICKEL
D = .000100/(.00254) MIN. BRIGHT TIN OVER .000050/(.00127) MIN. NICKEL.
E = .000030/(.00076) MIN. SELECT HARD GOLD, .000100/(.00254) MIN. SELECT MATTE TIN, OVER .000050/(.00127) MIN. NICKEL OVERALL
- PRODUCT SPECIFICATION: PS-5556-001
- PACKAGING SPECIFICATION: SEE CHART ON SHEET 2
- PART MATES WITH MINI-FIT JR RECPACLE #5557
- ITEM NUMBERS PRECEDED BY AN "X" IN THE CHART ARE NOT AVAILABLE
- PART CONFORMS TO CLASS "B" REQUIREMENTS OF COSMETIC SPECIFICATION PS-45499-002
- CONNECTOR ASSEMBLIES ARE NOT TO BE MATED OR UNMATED WHILE CIRCUITS ARE LIVE
- PARTS ARE NOT DESIGNED FOR CURRENT SHARING.



RECOMMENDED HOLE LAYOUT FOR .070/(1.78) MAX. THICK P.C. BOARD
VIEWED FROM COMPONENT SIDE

ADD: 43460-0017 EC NO: UCP2016-0461 DRW: JOMIT 2015/07/30 CHK: J.BELL 2015/07/30 APPR: SMITH 2015/08/10 DESCRIPTION: D14 REV:	QUALITY SYMBOLS	GENERAL TOLERANCES (UNLESS SPECIFIED)	DIMENSION STYLE IN/MM	SCALE 2:1	DESIGN UNITS METRIC	THIRD ANGLE PROJECTION
	▽=0	4 PLACES ± --- INCH	DRAWN BY AFG DATE 1994/12/14	TITLE: 2-24 CKT VERT HDR ASSY MIN-FIT JR MF/BL W/WO PEGS molex MATERIAL NO. SEE SHEET 2 DOCUMENT NO. SDA-43460-**** SHEET NO. 1 OF 2		
	▽=0	3 PLACES ± --- INCH	CHECKED BY RJF DATE 1994/12/14			
	▽=0	2 PLACES ± 0.38 INCH	APPROVED BY F-SMITH DATE 2011/06/17			
▽=0	1 PLACE ± 0.50 INCH	0 PLACE ± --- INCH				
ANGULAR ±1/2°		DRAFT WHERE APPLICABLE MUST REMAIN WITHIN DIMENSIONS		THIS DRAWING CONTAINS INFORMATION THAT IS PROPRIETARY TO MOLEX INCORPORATED AND SHOULD NOT BE USED WITHOUT WRITTEN PERMISSION		



Distributor of Molex Connector Corporation: Excellent Integrated System Limited

Datasheet of 0434600003 - MINIFITJR V HDR BRKLTST TIN /DH

Contact us: sales@integrated-circuit.com Website: www.integrated-circuit.com

ITEM NO.	CHARACTERISTIC DESCRIPTION	TERMINAL VERSION REQUIRED AT EACH CIRCUIT LOCATION: (SEE CODES AT RIGHT)																								PACKAGING
		1	2	3	4	5	6	7	8	9	10	11	12	13	14	15	16	17	18	19	20	21	22	23	24	
43460-0001	04AAA	1	1	8	8	-	-	-	-	-	-	-	-	-	-	-	-	-	-	-	-	-	-	-	-	BULK
43460-0002	04BAA	1	1	8	8	-	-	-	-	-	-	-	-	-	-	-	-	-	-	-	-	-	-	-	-	BULK
43460-0003	04AAA	1	1	8	8	-	-	-	-	-	-	-	-	-	-	-	-	-	-	-	-	-	-	-	-	BULK
43460-0004	04BAA	1	1	8	8	-	-	-	-	-	-	-	-	-	-	-	-	-	-	-	-	-	-	-	-	BULK
43460-0005	06AAA	1	8	8	8	8	8	-	-	-	-	-	-	-	-	-	-	-	-	-	-	-	-	-	-	BULK
43460-0006	06BAA	1	8	8	8	8	8	-	-	-	-	-	-	-	-	-	-	-	-	-	-	-	-	-	-	BULK
43460-0007	04FAA	1	1	8	1	-	-	-	-	-	-	-	-	-	-	-	-	-	-	-	-	-	-	-	-	BULK
43460-0008	04FAA	8	8	8	1	-	-	-	-	-	-	-	-	-	-	-	-	-	-	-	-	-	-	-	-	BULK
43460-0009	12FAA	1	8	8	8	8	8	8	8	8	8	8	1	-	-	-	-	-	-	-	-	-	-	-	-	BULK
43460-0010	04FAA	8	8	8	1	-	-	-	-	-	-	-	-	-	-	-	-	-	-	-	-	-	-	-	-	BULK
43460-0011	02FAD	9	5	-	-	-	-	-	-	-	-	-	-	-	-	-	-	-	-	-	-	-	-	-	-	BULK
43460-0012	02AAA	8	1	-	-	-	-	-	-	-	-	-	-	-	-	-	-	-	-	-	-	-	-	-	-	PK-5566-001
43460-0013	08EAA	8	1	8	8	8	8	1	8	8	-	-	-	-	-	-	-	-	-	-	-	-	-	-	-	PK-5566-001
43460-0014	04FAA	1	8	8	8	-	-	-	-	-	-	-	-	-	-	-	-	-	-	-	-	-	-	-	-	PK-5566-001
43460-0015	24AAA	1	8	8	8	8	8	8	8	8	8	8	1	1	8	8	8	8	8	8	8	8	8	8	1	PK-5566-001
43460-0016	24AAE	3	10	10	10	10	10	10	10	10	10	3	3	10	10	10	10	10	10	10	10	10	10	3	PK-5566-001	
43460-0017	06BAE	10	10	10	3	3	10	-	-	-	-	-	-	-	-	-	-	-	-	-	-	-	-	-	-	PK-5566-001

TERM. CODES FOR CHART AT LEFT		
TERMINAL NO.	PLATING /	MATERIAL
1=MAKE-FIRST	A	BRASS
3=MAKE-FIRST	E	BRASS
5=MAKE-FIRST	D	BRASS
8=STANDARD	A	BRASS
9=STANDARD	D	BRASS
10=STANDARD	E	BRASS

CHARACTERISTICS LEGEND:

CIRCUIT SIZE: (02-24)

HOUSING MATERIAL AND OPTIONS:

- *A*=NYLON 6/6, UNFILLED U.L. 94V-2, WITH PEGS, COLOR: NATURAL.
- *B*=NYLON 6/6, UNFILLED U.L. 94V-0, WITH PEGS, COLOR: NATURAL.
- *E*=NYLON 6/6, UNFILLED U.L. 94V-2, WITHOUT PEGS, COLOR: NATURAL.
- *F*=NYLON 6/6, UNFILLED U.L. 94V-0, WITHOUT PEGS, COLOR: NATURAL.

TERMINAL MATERIAL:

- *A*=BRASS ALLOY

TERMINAL PLATING (SEE NOTE 2):

- *A*= 100 MIN. MATTE TIN OVER 50 MIN. NICKEL
- *D*= 100 MIN. TIN OVER 50 MIN. NICKEL
- *E*= 30 MIN. GOLD AND 100 MIN. MATTE TIN OVER 50 MIN. NICKEL

SEE SHEET 1 DEC NO: UCP/2016-04/61 DRAWN: JONIT 2015/07/30 CHKD: JELL 2015/07/30 APPR: SMITH 2015/08/10	QUALITY SYMBOLS	GENERAL TOLERANCES (UNLESS SPECIFIED)	DIMENSION STYLE	SCALE	DESIGN UNITS	THIRD ANGLE PROJECTION
	▽=0	mm INCH	IN/MM	1:1	METRIC	
	▽=0	4 PLACES ± --- ± ---	DRAWN BY DATE	TITLE 2-24 CKT VERT HDR ASSY MIN-FIT JR MF/BL W/WO PEGS		
	▽=0	3 PLACES ± --- ± .015	AFG 1994/12/14			
	2 PLACES ± 0.38 ± .020	CHECKED BY DATE	molex SDA-43460-**** SHEET NO. 2 OF 2			
	1 PLACE ± 0.50 ± ---	RJF 1994/12/14				
	0 PLACE ± ±	APPROVED BY DATE	THIS DRAWING CONTAINS INFORMATION THAT IS PROPRIETARY TO MOLEX INCORPORATED AND SHOULD NOT BE USED WITHOUT WRITTEN PERMISSION			
		F SMITH 2011/06/17				