

Excellent Integrated System Limited

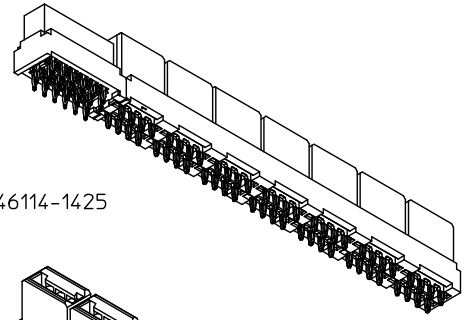
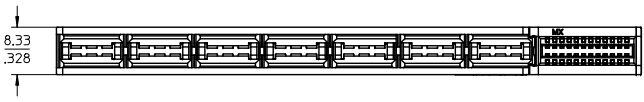
Stocking Distributor

Click to view price, real time Inventory, Delivery & Lifecycle Information:

[Molex Connector Corporation](#)
[0461141425](#)

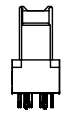
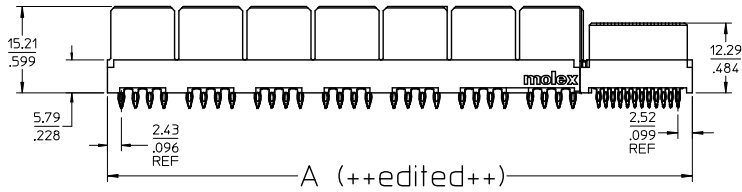
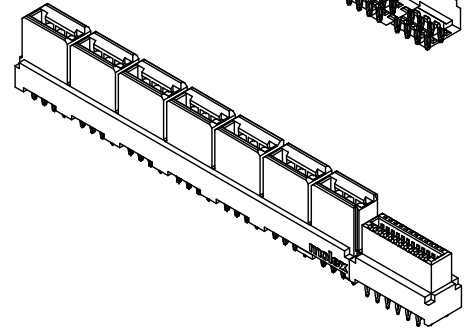
For any questions, you can email us directly:

sales@integrated-circuit.com



MATERIAL # 46114-1425

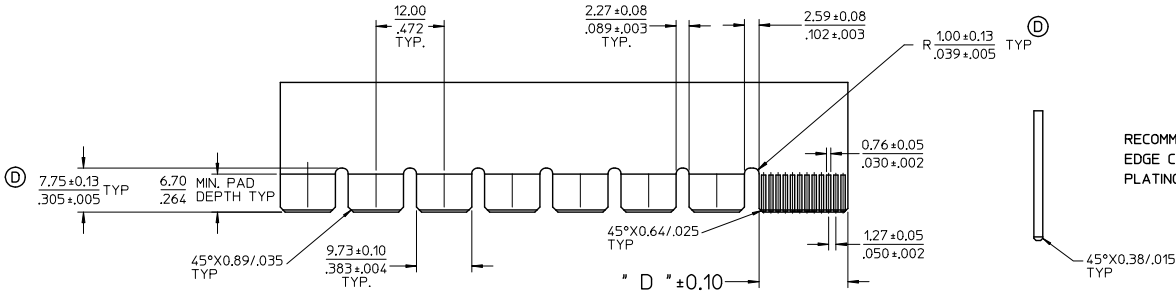
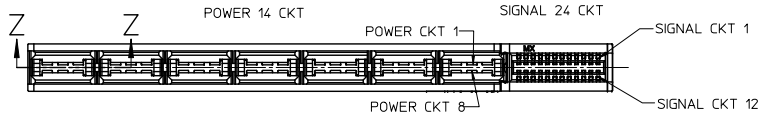
SHOWN



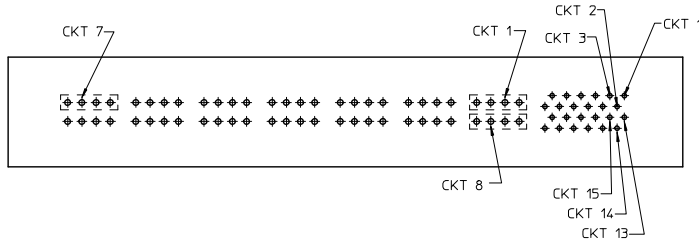
NO OF SIGNALS	MATERIAL NUMBER	COMPLIANT PIN PLATING	DIM A	DIM B	DIM C
12	46114-1413	TIN	95.34/3.754	95.84/3.773	2.69/.106
16	46114-1417	TIN	97.88/3.854	98.38/3.873	
20	46114-1421	TIN	100.42/3.954	100.92/3.973	
24	46114-1425	TIN	102.96/4.054	103.46/4.073	
28	46114-1429	TIN	105.50/4.154	106.00/4.173	
32	46114-1433	TIN	108.04/4.254	108.54/4.273	
36	46114-1437	TIN	110.58/4.354	111.04/4.373	
40	46114-1441	TIN	113.12/4.454	113.62/4.473	

SEE SHEET 1 EC NO: UCP2015-0571 DRWINGANDURA 2015/03/11 CHKD: APATTEL APPR: APATTEL 2015/04/20 REV	QUALITY SYMBOLS DESCRIPTION	GENERAL TOLERANCES (UNLESS SPECIFIED)		DIMENSION STYLE MM/IN		SCALE 2:1	DESIGN UNITS METRIC	THIRD ANGLE PROJECTION		
		4 PLACES ± --- ± --- 3 PLACES ± --- ± .010 2 PLACES ± 0.25 ± --- 1 PLACE ± --- ± ---	mm INCH	DRAWN BY MKARADIMAS CHECKED BY APATEL APPROVED BY JCOMERC I	DATE 2007/07/18 DATE 2007/07/20 DATE 2009/12/03	TITLE LPH VERTICAL RECEPTACLE COMPLIANT PIN ASSEMBLY 14CKT PWR CON, PRESS FIT		MOLEX INCORPORATED		SHEET NO. 2 OF 3
		DRAFT WHERE APPLICABLE MUST REMAIN WITHIN DIMENSIONS		SEE CHART		DOCUMENT NO. SD-46114-140		THIS DRAWING CONTAINS INFORMATION THAT IS PROPRIETARY TO MOLEX INCORPORATED AND SHOULD NOT BE USED WITHOUT WRITTEN PERMISSION		

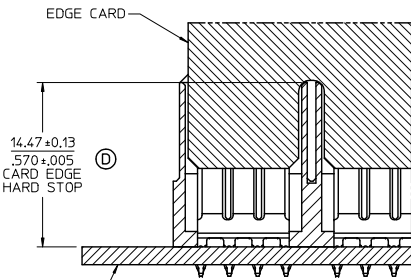
NO. OF SIGNAL	DIM. D
12	8.00/.315
16	10.54/.415
20	13.08/.515
24	15.62/.615
28	18.16/.715
32	20.70/.815
36	23.24/.915
40	25.78/1.015



RECOMMENDED EDGE CARD LAYOUT
 EDGE CARD THICKNESS: 1.57/.062 ± 0.15/.006
 PLATING: GOLD 30 μ INCHES MIN.
 OVER 150 μ INCHES NICKEL.



PCB LAYOUT: COMPONENT SIDE
 SEE SHT 1 FOR DIMENSIONS



SECTION Z-Z
 SCALE 4:1

SEE SHEET 1 EC NO: UCP2015-0571 DRAWING NO: 2015/03/11 CHKD: DRWINGANDURA APPR: APATEL 2015/04/20	QUALITY SYMBOLS	GENERAL TOLERANCES (UNLESS SPECIFIED)	DIMENSION STYLE MM/IN	SCALE 2:1	DESIGN UNITS METRIC	THIRD ANGLE PROJECTION																		
		<table border="1"> <tr> <th></th> <th>mm</th> <th>INCH</th> </tr> <tr> <td>4 PLACES ±</td> <td>---</td> <td>---</td> </tr> <tr> <td>3 PLACES ±</td> <td>---</td> <td>±.010</td> </tr> <tr> <td>2 PLACES ±</td> <td>0.25</td> <td>---</td> </tr> <tr> <td>1 PLACE ±</td> <td>---</td> <td>---</td> </tr> <tr> <td>ANGULAR</td> <td colspan="2">±1/2°</td> </tr> </table>		mm	INCH	4 PLACES ±	---	---	3 PLACES ±	---	±.010	2 PLACES ±	0.25	---	1 PLACE ±	---	---	ANGULAR	±1/2°		DRAWN BY: MKARADIMAS DATE: 2007/07/18 CHECKED BY: APATEL DATE: 2007/07/20 APPROVED BY: JCOMERC I DATE: 2009/12/03	TITLE	LPH VERTICAL RECEPTACLE COMPLIANT PIN ASSEMBLY 14CKT PWR CON, PRESS FIT	
		mm	INCH																					
	4 PLACES ±	---	---																					
3 PLACES ±	---	±.010																						
2 PLACES ±	0.25	---																						
1 PLACE ±	---	---																						
ANGULAR	±1/2°																							
	DRAFT WHERE APPLICABLE MUST REMAIN WITHIN DIMENSIONS	SEE CHART	MATERIAL NO.	DOCUMENT NO.	MOLEX INCORPORATED SD-46114-140																			
			SIZE	THIS DRAWING CONTAINS INFORMATION THAT IS PROPRIETARY TO MOLEX INCORPORATED AND SHOULD NOT BE USED WITHOUT WRITTEN PERMISSION																				