

## **Excellent Integrated System Limited**

Stocking Distributor

Click to view price, real time Inventory, Delivery & Lifecycle Information:

[Molex Connector Corporation](#)  
[0877600817](#)

For any questions, you can email us directly:  
[sales@integrated-circuit.com](mailto:sales@integrated-circuit.com)

10 9 8 7 6 5 4 3 2 1

**NOTES:**

**1. MATERIAL:**

HSG: PCT, 30% GLASS FILLED,UL 94V-0,  
COLOUR BLACK.

PIN: 0.50MM SQ PHOSPHOR BRONZE 510

**PLATING:**

\*\*\*5 - 0.05um MIN - 0.25um MAX GOLD IN CONTACT AREA,  
2.00um MIN TIN IN SOLDERTAIL AREA, BOTH OVER  
1.25um MIN NICKEL OVERALL

\*\*\*6 - 0.38um MIN GOLD IN CONTACT AREA,  
2.00um MIN TIN IN SOLDERTAIL AREA, BOTH OVER  
1.25um MIN NICKEL OVERALL

\*\*\*7 - 0.76um MIN GOLD IN CONTACT AREA,  
2.00um MIN TIN IN SOLDERTAIL AREA, BOTH OVER  
1.25um MIN NICKEL OVERALL

\*\*\*8 - 2.54um MIN TIN OVER  
1.25um MIN NICKEL OVERALL

**3. 12 CKT USED FOR ILLUSTRATION ONLY**

4. PART TO BE PACKED IN POCKET TRAY/TUBE (SEE TABLE).

5. PRODUCT SPEC PS-87761-100 APPLIES.

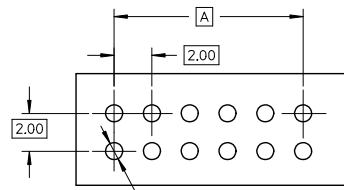
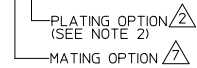
6. RECOMMENDED PCB BOARD THK 1.60\*0.10 MM.

**MATING LENGTH:** 1 - 4.00MM  
2 - 3.50MM  
3 - 3.06MM  
4 - 5.75MM

**PART NUMBERS THAT ARE UNAVAILABLE IN THIS SD:**  
87760-0646, 87760-1046, 87760-1446, 87760-2446, 87760-4046.  
(REFER TO SD-87760-133 FOR THESE PART NUMBERS)

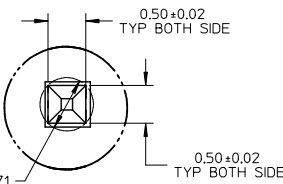
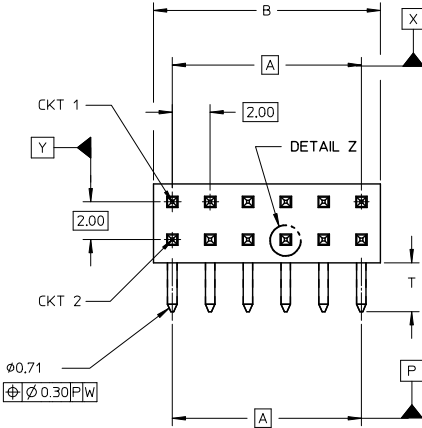
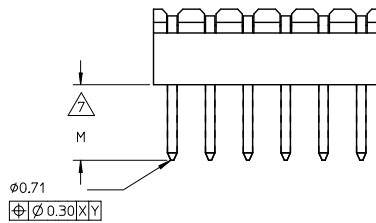
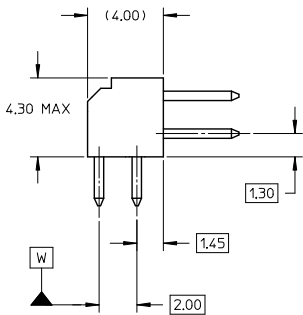
**LEGEND:**

87760 - \* \* \* \*



$\phi$  0.90+0.05  
 $\phi$  0.20

RECOMMENDED PCB LAYOUT

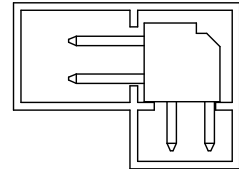


DETAIL Z

SHT 3, +87760-5516 EC NO: S2013-0842 DRAWN BY: DRWNAISEE CHKD: SKANG APPR: MLONG	2013/05/31 2013/06/28 2013/07/08	DESCRIPTION	QUALITY SYMBOLS	GENERAL TOLERANCES (UNLESS SPECIFIED)		DIMENSION STYLE		SCALE	DESIGN UNITS	THIRD ANGLE PROJECTION
				mm	INCH	MM ONLY	NTS	METRIC		
REV A16			$\nabla=0$ $\nabla=0$ $\nabla=0$	4 PLACES	± ---	± ---	DRAWN BY	DATE	TITLE	MGRID, 2MM DUAL ROW HDR, R/A
				3 PLACES	± ---	± ---	KSEE	2003/10/15	molex	
				2 PLACES	± 0.2	± ---	CHECKED BY	DATE		DOCUMENT NO.
				1 PLACE	± ---	± ---	KCLING	2003/12/02	SD-87760-109	1 OF 3
				0 PLACE	± ---	± ---	APPROVED BY	DATE	THIS DRAWING CONTAINS INFORMATION THAT IS PROPRIETARY TO MOLEX INCORPORATED AND SHOULD NOT BE USED WITHOUT WRITTEN PERMISSION	
				ANGULAR ± 3°		MATERIAL NO.		SEE TABLE		
				DRAFT WHERE APPLICABLE MUST REMAIN WITHIN DIMENSIONS		SIZE				

9 8 7 6 5 4 3 2 1

10	9	8	7	6	5	4	3	2	1
PART NUMBER	VOID PIN LOCATION	CKT SIZE	A	B	M	T	PACKAGING TYPE		
87760-04**	-	04	2.00	4.00	REFER TO NOTE 7	2.60	TRAY		
87760-06**	-	06	4.00	6.00					
87760-08**	-	08	6.00	8.00					
87760-10**	-	10	8.00	10.00					
87760-12**	-	12	10.00	12.00					
87760-14**	-	14	12.00	14.00					
87760-16**	-	16	14.00	16.00					
87760-18**	-	18	16.00	18.00					
87760-20**	-	20	18.00	20.00					
87760-22**	-	22	20.00	22.00					
87760-24**	-	24	22.00	24.00					
87760-26**	-	26	24.00	26.00					
87760-28**	-	28	26.00	28.00					
87760-30**	-	30	28.00	30.00					
87760-32**	-	32	30.00	32.00					
87760-34**	-	34	32.00	34.00					
87760-36**	-	36	34.00	36.00					
87760-38**	-	38	36.00	38.00					
87760-40**	-	40	38.00	40.00					
87760-42**	-	42	40.00	42.00					
87760-44**	-	44	42.00	44.00					
87760-46**	-	46	44.00	46.00					
87760-48**	-	48	46.00	48.00					
87760-50**	-	50	48.00	50.00					



PART IN TUBE

SHT 3, +87760-5516 IEC NO. S2013-0842 DRAWN BY DRWATSEE 2013/05/31 CHECKED BY CHYD-SKANG 2013/06/28 APPROVED BY APPLHLONG 2013/07/08	QUALITY SYMBOLS	GENERAL TOLERANCES (UNLESS SPECIFIED)	DIMENSION STYLE	SCALE	DESIGN UNITS	THIRD ANGLE PROJECTION	
	DESCRIPTION	mm INCH	MM ONLY	NTS	METRIC		
	REV	$\nabla=0$ $\nabla=0$ $\nabla=0$	4 PLACES ± --- ± --- 3 PLACES ± --- ± --- 2 PLACES ± 0.2 ± --- 1 PLACE ± --- ± --- 0 PLACE ± ±	DRAWN BY DATE KSEE 2003/10/15 CHECKED BY DATE KCLING 2003/12/02 APPROVED BY DATE SKTOH 2003/12/11	TITLE		
	A16	ANGULAR ± 3°	MATERIAL NO.	MGRID, 2MM DUAL ROW HDR, R/A		DOCUMENT NO.	
DRAFT WHERE APPLICABLE MUST REMAIN WITHIN DIMENSIONS		SEE TABLE	SD-87760-109		SHEET NO. 2 OF 3	THIS DRAWING CONTAINS INFORMATION THAT IS PROPRIETARY TO MOLEX INCORPORATED AND SHOULD NOT BE USED WITHOUT WRITTEN PERMISSION	



10	9	8	7	6	5	4	3	2	1
PART NUMBER	VOID PIN LOCATIONS	CKT SIZE	A	B	M	T	PACKAGING TYPE		
87760-5116	5, 6 & 26	50	48.00	50.00	REFER TO NOTE	2.60	TUBE		
87760-531*	-	24	22.00	24.00		1.50	TRAY		
87760-5216	-	04	2.00	4.00					
87760-5416	-	20	18.00	20.00					
87760-5248	-	28	26.00	28.00		2.60	TUBE		
87760-5516	5, 6, 7, 8, 9, 10, 15, 16, 17, 18, 19, 20, 25, 26, 27, 28, 29, 30	34	32.00	34.00					

SHT 3, +87760-5516 EC NO: S2013-0842 DRAWN BY: DRW:ATSEE CHKD:SKANG APPR:MLONG 2013/05/31 2013/06/28 2013/07/08	QUALITY SYMBOLS	GENERAL TOLERANCES (UNLESS SPECIFIED)	DIMENSION STYLE	SCALE	DESIGN UNITS	THIRD ANGLE PROJECTION
	=0	mm INCH	MM ONLY	NTS	METRIC	
	=0	4 PLACES ± --- ± ---	DRAWN BY DATE	TITLE		
	=0	3 PLACES ± --- ± ---	KSEE 2003/10/15	MGRID, 2MM DUAL ROW HDR. R/A		
	=0	2 PLACES ± 0.2 ± ---	CHECKED BY DATE	 MATERIAL NO. SEE TABLE DOCUMENT NO. SD-87760-109 SHEET NO. 3 OF 3		
	1 PLACE ± --- ± ---	KCLING 2003/12/02				
	0 PLACE ± ±	APPROVED BY DATE	SKTOH 2003/12/11 THIS DRAWING CONTAINS INFORMATION THAT IS PROPRIETARY TO MOLEX INCORPORATED AND SHOULD NOT BE USED WITHOUT WRITTEN PERMISSION			