

Excellent Integrated System Limited

Stocking Distributor

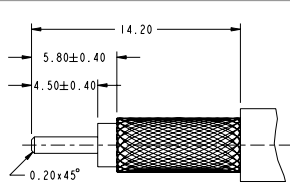
Click to view price, real time Inventory, Delivery & Lifecycle Information:

[Amphenol RF](#)
[031-6502](#)

For any questions, you can email us directly:
sales@integrated-circuit.com

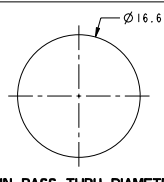
NOTES:

1. MATERIALS AND FINISHES:
 - BODY - BRASS, NICKEL PLATING
 - CONTACT - B&Cu, GOLD PLATING
 - CONTACT - BRASS, GOLD PLATING
 - INSULATOR - PTFE
 - COUPLING NUT - BRASS, NICKEL PLATING
 - GASKET - SILICONE RUBBER
 - FERRULE - SEAMLESS COPPER, NICKEL PLATING
 - HEAT SHRINK TUBING - CROSSLINKED POLYOLEFIN
 2. ELECTRICAL:
 - A. IMPEDANCE: 50 OHM
 - B. FREQUENCY RANGE: DC - 6 GHz
 - C. DIELECTRIC WITHSTANDING VOLTAGE: 1000 VRMS, MIN.
 3. MECHANICAL:
 - A. DURABILITY: 500 CYCLES, MIN.
 - B. TEMPERATURE RANGE: -40° C TO +85° C
 4. PACKAGING:
 - A. QUANTITY: SINGLE PACK
 - B. MARKING: BAG TO BE MARKED "AMPHENOLRF, 31-6369, AND DATE CODE"
- ▶ CABLE ASSEMBLY INSTRUCTIONS:
- A. TRIM CABLE AS SHOWN.
 - B. SLIDE HEAT SHRINK TUBING, FERRULE AND INSULATOR DISC ONTO CABLE.
 - C. SOLDER CABLE CENTER CONDUCTOR TO BULLET CONTACT.
 - D. INSERT CABLE WITH FOIL ENTERING CONNECTOR AND BRAID OVER KNURL.
 - E. CRIMP FERRULE OVER BRAID WITH 0.213" HEX DIE.
 - F. APPLY HEAT SHRINK TUBING OVER FERRULE.
 - G. HEAT SHRINK TUBING SHOULD FULLY (360 DEG) COVER THE BUMP ON BODY AND END WITHIN AREA "A"
- ▶ RECOMMENDED COUPLING TORQUE : 4-6 IN.-LBS.
- ▶ SHOWS CABLE ENTRY DIMENSIONS.

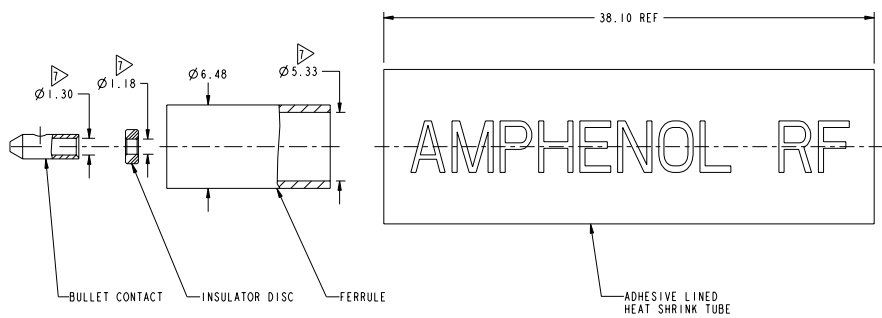
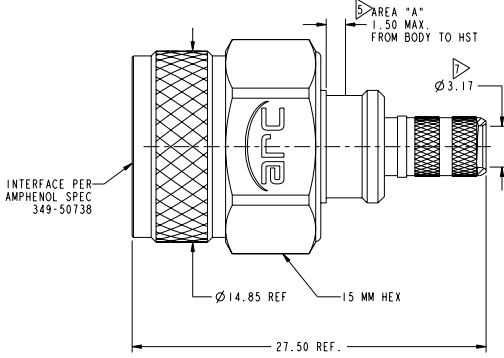


RECOMMENDED CABLE STRIPPING DIMS

THIRD ANGLE PROJ



REV		DESCRIPTION	DATE	ECO	APPR
A		RELEASE TO MFG.	18-Jul-12	48949	DD
B		ADDED ARC LOGO TO COUPLING NUT&HENOL RF TO HST RD-DMI3022001R3	1-Mar-13	49418	RM



CUSTOMER OUTLINE DRAWING
 ALL OTHER SHEETS ARE FOR INTERNAL USE ONLY

UNLESS OTHERWISE SPECIFIED, DIMENSIONS ARE IN METRIC AND TOLERANCES ARE: $\pm 0.5mm$ ± 0.5 $\pm 0.5mm$ ± 0.5 $\pm 0.5mm$ ± 0.5 $\pm 0.5mm$ ± 0.5 NOTICE - These drawings, specifications, or other data (1) are, and remain the property of Amphenol Corp. (2) must be returned upon request; and (3) are confidential and not to be disclosed to any person other than those to whom they are given by Amphenol Corp. The furnishing of these drawings, specifications, or other data by Amphenol Corp., or to any other person to anyone for any purpose is not to be regarded by implication or otherwise in any manner licensing, granting rights to permitting such holder or any other person to manufacture, use or sell any product, process or design, patented or otherwise, that may in any way be related to or disclosed by said drawings, specifications, or other data.	MATERIAL	DRAWN R. MAO	DATE 27-Feb-13	TITLE TNC RP STR PLUG IP 67 FOR LMR-200 CABLE	Amphenol RF www.amphenolrf.com	
	REFERENCE PTCIP67	ENGINEER D. DAVE	DATE 06-Sep-11			DRAWING NO. 31-6502
	FINISH	APPROVED S. HSIEH	DATE 27-Feb-13	SCALE: 3.5:1.0	SHEET 2 OF 2	ITEM NO. 31-6502
			CAD FILE		DWG SIZE B	REV B