



**Distributor of Molex Connector Corporation: Excellent Integrated System Limited**

Datasheet of 0387044105 - Connector Barrier Block Strip 5 Circuit 0.325" (8.26mm)

Contact us: [sales@integrated-circuit.com](mailto:sales@integrated-circuit.com) Website: [www.integrated-circuit.com](http://www.integrated-circuit.com)

---

## **Excellent Integrated System Limited**

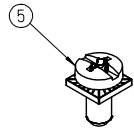
Stocking Distributor

Click to view price, real time Inventory, Delivery & Lifecycle Information:


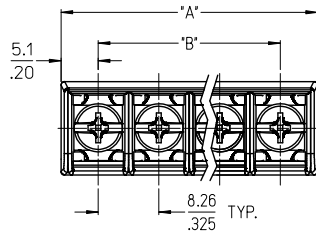
[Molex Connector Corporation](#)  
[0387044105](#)

For any questions, you can email us directly:

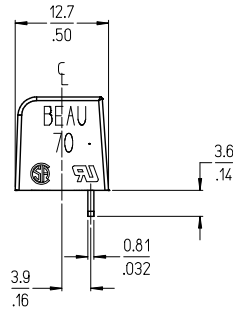
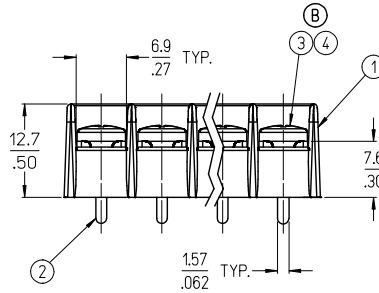
[sales@integrated-circuit.com](mailto:sales@integrated-circuit.com)



REF. -50 OPT. SCREW  
(WHERE APPLICABLE)



4 CIRCUIT SHOWN



NOTES:

1. MATERIAL: SEE TABLE
2. FINISHES: SEE TABLE
3. "XX" REFERS TO THE QUANTITY OF CIRCUITS
4. ROHS COMPLIANT

5		XX	SCREW&WASHER, #6-32X.25, PAN, PH/SL (-50 OPT)	STEEL	ZN, CLEAR CHROMATE	ADD STD AND -49 OPT EC NO: WNA2009-0702 DRAWN: ENCLMS 2009/05/26 CHECK: UOKK 2009/05/27 APPR: JMACNEIL 2009/05/27	QUALITY SYMBOLS ▽=0 ▽=0	GENERAL TOLERANCES (UNLESS SPECIFIED) <table border="1"> <tr> <th></th> <th>mm</th> <th>INCH</th> </tr> <tr> <td>4 PLACES</td> <td>± .005</td> <td>± .0005</td> </tr> <tr> <td>3 PLACES</td> <td>± .01</td> <td>± .001</td> </tr> <tr> <td>2 PLACES</td> <td>± 0.13</td> <td>± .01</td> </tr> <tr> <td>1 PLACE</td> <td>± 0.3</td> <td>± .01</td> </tr> <tr> <td colspan="3">ANGULAR ± 2°</td> </tr> </table>		mm	INCH	4 PLACES	± .005	± .0005	3 PLACES	± .01	± .001	2 PLACES	± 0.13	± .01	1 PLACE	± 0.3	± .01	ANGULAR ± 2°			DIMENSION STYLE MM/IN	SCALE 2:1	DESIGN UNITS INCH	THIRD ANGLE PROJECTION
	mm	INCH																												
4 PLACES	± .005	± .0005																												
3 PLACES	± .01	± .001																												
2 PLACES	± 0.13	± .01																												
1 PLACE	± 0.3	± .01																												
ANGULAR ± 2°																														
4	XX	SCREW, #6-32X.25, PAN, PH/SL (-49 OPT)	BRASS	NICKEL PLATE																										
3	XX	SCREW, #6-32X.25, PAN, PH/SL (STD)	STEEL	ZN, CLEAR CHROMATE																										
2	XX	TERMINAL, PC	BRASS	TIN PLATE																										
1	1	INSULATOR, SR BTS PC CS 2 MO C	POLYESTER (PBT)	BLACK																										
ITEM	QTY.	DESCRIPTION	MATERIAL	FINISH			DRAFT WHERE APPLICABLE MUST REMAIN WITHIN DIMENSIONS		DRAWN BY R. KEMP	DATE 2003/05/16	TITLE 8.26MM [.325] SR BTS, CS PC, NO MTG. ENDS	CHECKED BY P. WALTZ	DATE 2003/05/22	APPROVED BY P. WALTZ	DATE 2003/05/22	MOLEX INCORPORATED	MATERIAL NO. SEE SHT. 2	DOCUMENT NO. SD-38704-001	SHEET NO. 1 OF 2											

NO. OF CIRCUITS	DIM. "A"		DIM. "B"		ASSEMBLY MATERIAL NO. (STANDARD)	ASSEMBLY MATERIAL NO. (-49 OPT)	ASSEMBLY MATERIAL NO. (-50 OPT)
	mm	in	mm	in			
02	18.5	0.73	8.26	.325	387044102	387044502	387044902
03	26.8	1.06	16.51	.650	387044103	387044503	387044903
04	35.1	1.38	24.77	.975	387044104	387044504	387044904
05	43.3	1.70	33.02	1.300	387044105	387044505	387044905
06	51.5	2.03	41.28	1.625	387044106	387044506	387044906
07	59.8	2.35	49.53	1.950	387044107	387044507	387044907
08	68.0	2.68	57.79	2.275	387044108	387044508	387044908
09	76.3	3.00	66.04	2.600	387044109	387044509	387044909
10	84.6	3.33	74.30	2.925	387044110	387044510	387044910
11	92.8	3.65	82.55	3.250	387044111	387044511	387044911
12	101.1	3.98	90.81	3.575	387044112	387044512	387044912
13	109.3	4.30	99.06	3.900	387044113	387044513	387044913
14	117.6	4.63	107.32	4.225	387044114	387044514	387044914
15	125.8	4.95	115.57	4.550	387044115	387044515	387044915
16	134.1	5.28	123.83	4.875	387044116	387044516	387044916

SEE SHEET ONE EC. NO: WNA2009-0702 DRAWN: ENCLAS 2009/05/26 CHECKED: ORK 2009/05/27 APPR: MACNEIL 2009/05/27 REV	QUALITY SYMBOLS	GENERAL TOLERANCES (UNLESS SPECIFIED)	DIMENSION STYLE	SCALE	DESIGN UNITS	THIRD ANGLE PROJECTION																				
	$\nabla=0$ $\nabla=0$	<table border="1"> <tr><th colspan="2">mm</th><th colspan="2">INCH</th></tr> <tr><td>4 PLACES</td><td>± .---</td><td>± .---</td><td>± .---</td></tr> <tr><td>3 PLACES</td><td>± .---</td><td>± .005</td><td>± .---</td></tr> <tr><td>2 PLACES</td><td>± 0.13</td><td>± .01</td><td>± .---</td></tr> <tr><td>1 PLACE</td><td>± 0.3</td><td>± .---</td><td>± .---</td></tr> </table>	mm		INCH		4 PLACES	± .---	± .---	± .---	3 PLACES	± .---	± .005	± .---	2 PLACES	± 0.13	± .01	± .---	1 PLACE	± 0.3	± .---	± .---	MM/IN	1:1	INCH	
	mm		INCH																							
	4 PLACES	± .---	± .---	± .---																						
3 PLACES	± .---	± .005	± .---																							
2 PLACES	± 0.13	± .01	± .---																							
1 PLACE	± 0.3	± .---	± .---																							
DESCRIPTION	<table border="1"> <tr><th>mm</th><th>INCH</th></tr> <tr><td>4 PLACES</td><td>± .---</td></tr> <tr><td>3 PLACES</td><td>± .---</td></tr> <tr><td>2 PLACES</td><td>± 0.13</td></tr> <tr><td>1 PLACE</td><td>± 0.3</td></tr> </table>	mm	INCH	4 PLACES	± .---	3 PLACES	± .---	2 PLACES	± 0.13	1 PLACE	± 0.3	DRAWN BY: R. KEMP CHECKED BY: P. WALTZ APPROVED BY: P. WALTZ DATE: 2003/05/16 DATE: 2003/05/22 DATE: 2003/05/22	TITLE	8.26MM [.325] SR BTS, CS PC, NO MTG. ENDS												
mm	INCH																									
4 PLACES	± .---																									
3 PLACES	± .---																									
2 PLACES	± 0.13																									
1 PLACE	± 0.3																									
	DRAFT WHERE APPLICABLE MUST REMAIN WITHIN DIMENSIONS	MATERIAL NO. SEE CHART	DOCUMENT NO. SD-38704-001	SHEET NO. 2 OF 2	MOLEX INCORPORATED																					